

March 2017 | Issue Brief

What Could a Medicaid Per Capita Cap Mean for Low-Income People on Medicare?

Gretchen Jacobson, Tricia Neuman, and MaryBeth Musumeci

Policymakers are giving serious consideration to [proposals](#), such as the American Health Care Act (AHCA),¹ that would fundamentally change the structure and financing of Medicaid – the federal-state program that provides health coverage for 70 million low-income Americans, including one in five people on Medicare. Federal financing for Medicaid would be converted to a per capita cap model (such as under the AHCA) or [block grant](#), both of which aim to limit and make more predictable federal spending on Medicaid and provide states more [flexibility](#) in their management of Medicaid spending. Such a change could affect low-income people on Medicare because Medicaid help cover Medicare’s premiums and cost-sharing, and pays for services not covered by Medicare, such as nursing home care.

Under current law, the federal government matches state Medicaid spending at a rate determined by a formula set in statute. Federal spending increases in response to the rise in the cost of providing care to enrollees, with no limit on total federal contributions.

In contrast, under a block grant or per capita cap model, federal Medicaid spending would rise at a specified growth rate, irrespective of the actual rise in Medicaid spending in a state. Limits on federal spending could put pressure on states to limit Medicaid spending over time, if Medicaid spending increased faster than the growth in federal contributions, potentially affecting 11 million elderly and disabled people on Medicare, who account for a [disproportionate share of Medicaid spending](#).

The Congressional Budget Office (CBO) estimates that the AHCA would reduce federal Medicaid spending by \$880 billion between 2017 and 2026.² The CBO also projects that per capita Medicaid spending would grow faster than the annual increase in the per capita cap.

This brief discusses the potential implications of Medicaid per capita cap or block grant proposals for low-income seniors and people with disabilities on Medicare. It also describes how the per capita cap model proposed in the AHCA, could potentially affect low-income people on Medicare who receive assistance from Medicaid. This brief will be updated as the bill is modified or other pieces of relevant legislation are introduced.

Key Facts

- **1 in 5** people on Medicare – **11 million** Medicare beneficiaries – receive help from Medicaid
- **2 out of 3 nursing home residents** who are on Medicare receive assistance from Medicaid; most of them are women
- **4 in 10 people on Medicare with Medicaid** are adults under age 65 with significant disabilities
- **Two-thirds** of all Medicaid spending for people on Medicare is for long-term care services and supports
- Federal and state Medicaid spending for low-income people on Medicare totaled almost **\$147 million** in 2011

1. Why could the debate over Medicaid per capita caps or block grants matter for people who are covered by Medicare?

Medicare is a federal program that provides health insurance for 57 million people – 48 million seniors and 9 million younger adults with significant disabilities – but the Medicaid program makes Medicare affordable for the 11 million people on Medicare with very low incomes (6.5 million seniors and 4.6 million people under the age of 65 with significant disabilities). Medicaid pays Medicare premiums and cost-sharing for 8 million low-income people, and pays Medicare's premiums (but not cost-sharing) for others. In addition, Medicaid provides benefits that are not covered by Medicare, such as nursing home care and home and community-based long-term care that would otherwise be unaffordable for seniors with low incomes. These benefits are specified under Title XIX of the Social Security Act (Medicaid) rather than Title XVIII (Medicare), which is why a change to Medicaid could affect low-income people on Medicare.

Low-income people on Medicare also receive assistance with premiums and out-of-pocket costs for prescription drug plans through the Part D Low-Income Subsidy (LIS) program; however, Part D LIS is financed by Medicare, rather than Medicaid and as a result would not be affected by a Medicaid per capita cap or block grant.

Low-income people on Medicare who receive assistance from Medicaid comprise 15 percent of all people on Medicaid, ranging from 9 percent in Utah

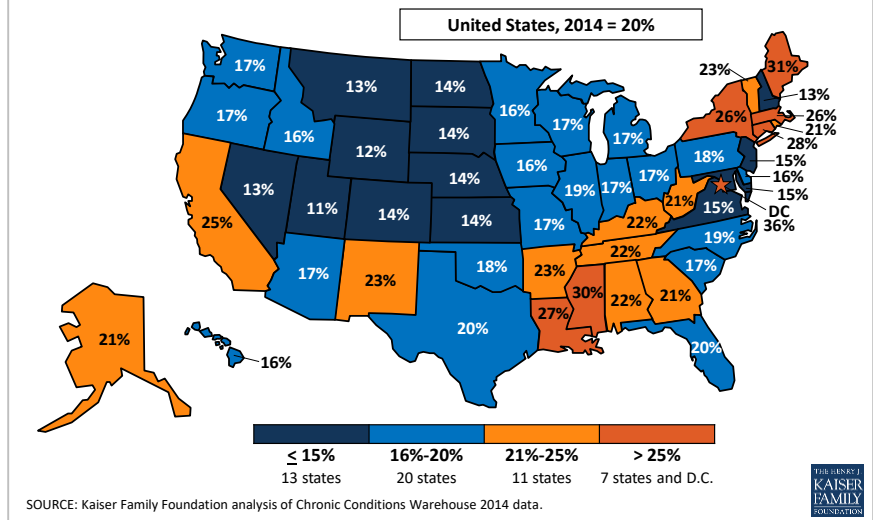
to 28 percent in Maine, and comprise 20 percent of all people on Medicare (**Figure 1; Table 1**). Federal and state Medicaid spending on low-income people on Medicare totaled \$146.9 billion in 2011, most of which (62%) was for long-term care.

A structural change to Medicaid financing could have significant implications for low-income people on Medicare because Medicaid plays a major role in providing and financing benefits to low-income people that Medicare does not cover, and because the cost of their care accounts for a disproportionately large share of Medicaid spending. Most low-income people on Medicare who receive assistance from Medicaid have incomes below the federal poverty level (\$12,060 per year for an individual in 2017) and have little in savings or other assets, and for these people Medicaid plays an important role in helping to make Medicare more affordable. For example, premiums for Medicare Part B (\$121.80 per month) would comprise 12 percent of the income of someone living at the poverty line in 2017, and this amount does not include the cost-sharing that someone would incur for using Medicare-covered services or the costs of care not covered by Medicare, such as nursing home care.

Figure 1

One in five people on Medicare receive assistance from Medicaid

Dual Eligible Beneficiaries as a Share of Medicare Enrollees, by State



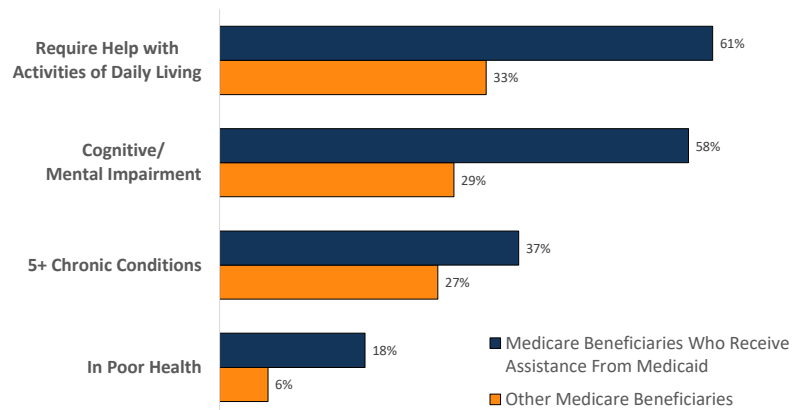
2. What are the characteristics of people on Medicare who receive assistance from Medicaid?

By definition, people on Medicare who receive assistance from Medicaid have relatively lower incomes, but they also differ from others on Medicare in their demographic composition, medical and long-term care needs, and service utilization. Women comprise the majority (60%) of all low-income people on Medicare who receive additional assistance from Medicaid (**Table 2**). Medicaid also plays an important role for people on Medicare who are younger than age 65 and have a significant disability: half of Medicare's under-age 65 population receives assistance from Medicaid. While most people with both Medicare and Medicaid are seniors, about four in ten are under age 65 and qualified for Medicare because of a disability in 2012.

Low-income people on Medicare who receive assistance from Medicaid tend to have more chronic conditions, cognitive limitations and functional limitations than others on Medicare: about six in ten (61%) need assistance with one or more activities of daily living (versus 33% of other people on Medicare), more than half (58%) have a mental condition or cognitive impairment (versus 29%), one-third (37%) have five or more chronic conditions (versus 27%), and about one in six (18%) rate their health status as poor, more than three times the rate among other people on Medicare (6%; **Figure 2**).

Figure 2

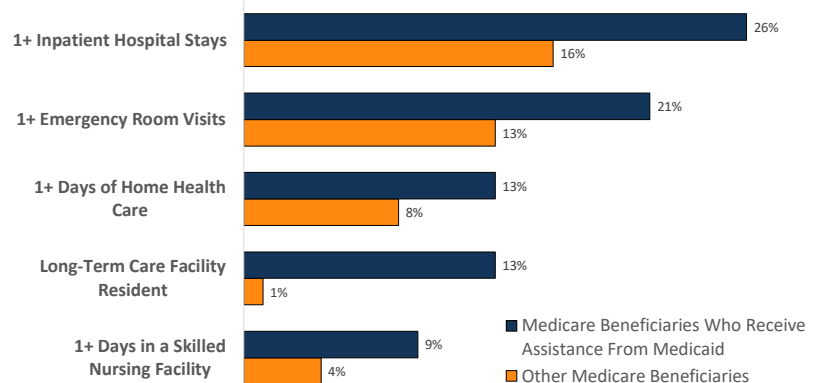
People on Medicare who receive assistance from Medicaid are in poorer health than other people on Medicare



SOURCE: Kaiser Family Foundation analysis of CMS Medicare Current Beneficiary Survey Cost & Use File, 2012.

Figure 3

People on Medicare who receive assistance from Medicaid use more medical services than other people on Medicare



NOTE: Excludes Medicare beneficiaries in Medicare Advantage plans

SOURCE: Kaiser Family Foundation analysis of CMS Medicare Current Beneficiary Survey Cost & Use File, 2012.

As a result of having greater medical, functional, and cognitive needs, low-income people with both Medicare and Medicaid also use more health care services than others on Medicare, including hospital stays, emergency rooms, home health care and skilled nursing facility stays (**Figure 3**). With relatively high rates of cognitive and physical limitations, it is not surprising that a substantially larger share of low-income people on Medicare who receive assistance from Medicaid live in a facility, such as a nursing home or mental health facility (13% versus 1% of other people on Medicare).

3. How does the federal government help to finance Medicaid under current law?

The Medicaid program is jointly financed by the federal government and states. State spending for eligible beneficiaries and qualifying services is matched by the federal government. The federal share of Medicaid is determined by a formula set in statute, and is structured so that the federal government pays a larger share of program costs in poorer states. The formula for federal contributions, known as the Federal Medical Assistance Percentage (FMAP), results in federal contributions that range from 50 percent to 74 percent in 2017.

Under current law, federal contributions increase with the number of people covered and the rise in enrollees' health and long-term care costs. The federal government pays more for sicker people with higher health care costs and pays less for healthier people with lower health care costs, as it does with Medicare. The federal contributions under Medicaid follow state spending and are not capped annually or per person.

4. How would a per capita cap or block grant change federal financing of Medicaid for low-income people on Medicare?

The idea behind converting Medicaid to a per capita cap or block grant would be to make federal spending for Medicaid more predictable while providing states more flexibility in their management of Medicaid spending. With a Medicaid per capita cap, such as the American Health Care Act (AHCA), the federal government would provide states a fixed amount per Medicaid enrollee, with no limit on the number of people who can enroll in each state's Medicaid program. The amount provided by the federal government would be the same amount for each person in a category, irrespective of the person's actual health care costs, and would be based on the state's average per capita spending for people in that category in the base year, growing at a specified rate over time.

Under a Medicaid block grant, the federal government would provide states a fixed amount that would not vary by the number of Medicaid enrollees. Unlike a per capita cap, federal funding for Medicaid under a block grant would not be based on enrollment. However, similar to a per capita cap, federal funding under a block grant would not vary with the health needs or actual costs of the individuals enrolled in states' Medicaid programs, and it would be based on average spending in a base year and grow at a specified rate over time.

The AHCA would change federal Medicaid financing to a per capita cap model, using each state's average per person spending in fiscal year 2016 as the base year and trending it forward to 2019 by the medical care component of the consumer price index (CPI-M). Enrollees would be divided into five categories, with separate allotments for each category: elderly (65+), blind and disabled, children, adults who gained Medicaid coverage as a result of the state's Medicaid expansion under the ACA, and non-expansion adults.

Federal financing for virtually all Medicaid benefits, including nursing home care, would be included in the allotment under the AHCA, but financing for assistance with Medicare premiums and cost-sharing provided by Medicaid to low-income people on Medicare would appear to continue to be provided as under current law and would not be included in the per capita allotment. Congress is seeking to pass the AHCA through budget reconciliation, which requires any change to have a budgetary impact. The bill does not include changes to mandatory Medicaid benefits and coverage groups; such a change might not be allowable under budget reconciliation rules if it did not have a direct impact on the federal budget. However, it is possible that the Secretary of Health and Human Services could use his authority to provide states more latitude.^{3,4,5}

5. Why might states consider reducing Medicaid spending for low-income people on Medicare?

A potential concern with per capita caps and block grants is that federal funding may not keep pace with state Medicaid programs' growth in health care costs. If this concern is borne out, states might feel pressure to consider options for reducing Medicaid spending for seniors and younger people on Medicare with disabilities who account for a disproportionately large share of Medicaid spending. Although low-income people on Medicare accounted for just 15 percent of the Medicaid population, they accounted for 33 percent of Medicaid spending in 2012.⁶

On a per person basis, Medicaid spent \$11,419 on each low-income person on Medicare (excluding amounts spent on Medicare premiums) – nearly three-times the amount it spent on other people on Medicaid (\$3,941), on average, in 2012.⁷ However, Medicaid spending for low-income people on Medicare ranges greatly, from \$3,781 per person, on average, for people who did not use long-term care services to \$36,209 per person, on average, for those who used long-term care services.⁸ As a consequence, the federal funding that states would receive for an elderly person under a per capita cap model, such as that in the AHCA, would vary greatly by state depending on the benefits the state provided to the elderly and the share of elderly who required long-term care in the base year. States with a larger share of seniors receiving long-term care in the base year would likely receive a higher per capita payment for the elderly population than states with a smaller share, and these differences would be set into the payment formula for future years. These differences across states in the need for long-term care services may be exacerbated over time as the population ages.

Further, with relatively large reductions in federal spending for Medicaid as proposed by the AHCA, states could be under pressure to reduce spending. The CBO states that most of the projected reduction in Medicaid spending and enrollment would be due to states scaling back or terminating states' expansion of coverage under the Affordable Care Act; however, the savings would also be due to changes that affect other people eligible for Medicaid, unrelated to the expansion. Faced with fiscal pressure, it may be difficult for states to avoid reductions that would affect elderly and disabled people on Medicare, who account for a relatively large share of Medicaid spending.

6. What potential changes could states make under a per capita cap or block grant that could affect low-income people on Medicare?

The possible effects of Medicaid per capita cap or block grant proposals on low-income people on Medicare would vary depending on the details of the proposal. States could, for example, decide to scale-back or eliminate [optional services](#), such as dental care, vision care, and home and community-based services (HCBS), just as they can under current law in the absence of a Medicaid per capita cap or block grant. While some proposals, such as [Speaker Ryan's "A Better Way"](#), would explicitly require states to maintain coverage of [mandatory services](#), such as nursing home care, other proposals would provide states more flexibility with regard to which services to cover. The AHCA would not change the services that states are required to cover. Such a change to mandatory services might not be allowable under budget reconciliation rules if it did not have a direct impact on the federal budget.^{9,10,11}

In addition to scaling back optional benefits, states could restrict the eligibility criteria for populations that they are not required to cover. Under current law, states are required to provide Medicaid assistance to all who qualify for Supplemental Security Income (SSI) or the Medicare Savings Programs (MSPs),¹² and have the option to also provide coverage to other groups of people with low-incomes, which many states have opted to do. For example, in 2015, [44 states](#) covered people who need long-term care and have incomes up to 300 percent of the SSI level (225% of the federal poverty level) through the special income rule. To reduce state Medicaid spending, these states could opt to not cover these optional populations, which would result in fewer people qualifying for Medicaid long-term care coverage.

The AHCA would appear to retain current law financing for Medicare premiums and cost-sharing assistance, with the federal government providing matching funds under the current formula for this assistance. This separate financing structure provides less of a financial incentive for states to scale back premium or cost-sharing assistance relative to other proposals that would incorporate these benefits into a per capita cap or block grant. If states pared back these benefits, people with low-incomes could have difficulty affording Medicare.

7. How could a Medicaid per capita cap or block grant affect federal spending on Medicare?

A Medicaid per capita cap or block grant would not directly affect federal Medicare spending for low-income people on Medicare, which totaled \$187 billion in 2012.¹³ Low-income people on Medicare would still be entitled to all services covered under Medicare Parts A and B, as well as prescription drug coverage under Medicare Part D, including assistance under the Part D LIS program.

However, a Medicaid per capita cap or block grant could have ripple effects that indirectly affect low-income people's use of Medicare-covered services and Medicare spending, if federal funding for Medicaid does not keep pace with health care costs, or states look to reduce spending for other reasons. If states scaled back optional benefits, or tightened eligibility for optional populations, costs could be shifted to low-income seniors and people with significant disabilities. Similarly, if states reduced cost-sharing assistance by tightening eligibility for the Medicare Savings Programs, for example, then low-income people on Medicare who no longer qualify for cost-sharing assistance might go without needed care or postpone treatment due to cost concerns.

Given their low-incomes, people with both Medicare and Medicaid may not be able to shoulder these costs and instead forgo needed care or postpone treatments. Higher cost-sharing requirements for low-income people, in the short-term, could lead to reductions in service utilization and lower Medicare spending, but could also result in higher rates of preventable hospitalizations and emergency room visits down the road – expensive services covered by Medicare.

Additionally, if more people become uninsured prior to going on Medicare as a result of changes made to Medicaid, Medicare spending could rise. Research has shown that people who are uninsured prior to going on Medicare use more health care services and incur higher Medicare spending once they are on Medicare, than if they had health insurance before going onto Medicare.¹⁴

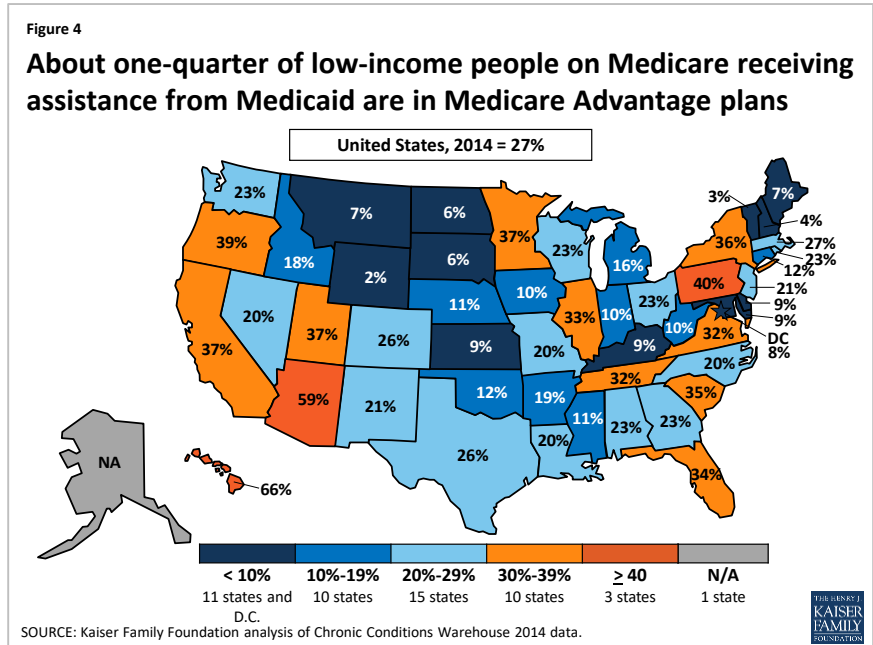
8. How could a Medicaid per capita cap or block grant affect health care providers that serve low-income people on Medicare?

It is not clear how Medicaid payments to health care providers on behalf of low-income people on Medicare would change under a Medicaid per capita cap or block grant. Under a Medicaid per capita cap or block grant, states could be under financial pressure to reduce provider payment rates, to the extent that they are able to do so, if federal funding for Medicaid does not keep pace with health care cost growth or states otherwise need to reduce Medicaid spending. Reductions in provider payment rates could directly affect the providers that treat low-income people on Medicare who receive assistance from Medicaid, particularly nursing homes and other providers of long-term services and supports for whom Medicaid is a primary source of revenue.

Reductions in payment rates could also affect providers who accept Medicaid payments as cost-sharing for Medicare services, including hospitals, physicians, health centers, and clinics. Today, [many states pay less to providers than the total Medicare cost-sharing](#) due for low-income people on Medicare since states are only required to pay providers the amount that would have been paid if Medicaid covered the service instead of Medicare, and Medicaid payments to providers are often lower than Medicare payments. Faced with federal funding reductions under a per capita cap or block grant, states may seek to further reduce these payments to providers.

9. How could a Medicare per capita cap or block grant affect Medicare private plans and people enrolled in the plans?

A Medicaid per capita cap or block grant could potentially affect Medicare Advantage plans that, as of 2014, provided benefits to as many as 3 million low-income people on Medicare who were also covered by Medicaid (**Figure 4**). This includes 2.3 million enrollees who receive assistance from Medicaid with premiums only and 0.7 million who are eligible for cost-sharing assistance and other Medicaid benefits. Similarly, a per capita cap or block grant could affect Medicare Part D drug plans and their enrollees.



If states under fiscal pressure respond by reducing the number of people on Medicare who would be eligible for Medicaid assistance, then federal payments to Medicare Advantage and Medicare Part D drug plans could decline. The capitated payments received by Medicare Advantage and Part D plans under current law are adjusted for the health status of the plans' enrollees, with an automatic bump up in payments for enrollees who qualify for assistance from Medicaid. This payment bump is intended to help compensate plans for these enrollees' typically higher than average Medicare spending, and higher spending than can be explained by their health conditions. If fewer Medicare Advantage and Part D enrollees were eligible for Medicaid, then plans would not receive the increase in payments for these enrollees, which would reduce federal payments to plans and could weaken the incentives for plans to enroll low-income people.

10. How could the effect of a per capita cap or block grant for low-income people on Medicare vary across states?

If federal payments to states for Medicaid are modified through a per capita cap or block grant, some states could face greater challenges than others in meeting the needs of an aging population, depending on state changes in demographics, population needs, and the growth in health and long-term care costs. Neither a per capita cap nor block grant model would take into account changes in the specific health and long-term care needs of a given state's population. As a consequence, both models would likely have different effects across states.

The impact on a given state could depend on a number of factors. For example, under either a Medicaid per capita cap or block grant model, states with a growing share of enrollees with relatively low average costs would face less pressure than states with a growing share of high-cost enrollees (e.g., a larger share of enrollees in nursing homes relative to the base year). These latter states could have less federal funding available to cover their Medicaid costs, and may need to find other funds to maintain benefits or reduce Medicaid spending.

Additionally, under a block grant, states that experience a slower growth in their enrollees could fare better than states with a more rapid increase in elderly and disabled beneficiaries, since federal payments under a block grant do not take account changes in the number of enrollees.

The impact of a block grant or per capita cap would also depend on underlying costs drivers that may vary across states. For example, states that experience a relatively rapid increase in labor costs (e.g., for nurses and home care workers) may have greater difficulty absorbing costs than other states, if federal contributions are capped. The effect for any given state would also vary with the growth in average health care and long-term care costs per person, and states in which Medicaid costs grow relatively rapidly would be more challenged than other states to find the resources to care for their residents.

This issue brief was funded in part by The Retirement Research Foundation.

Appendix

State	Total low-income people on Medicare who receive assistance from Medicaid	% of people with both Medicare and Medicaid receiving premium and cost-sharing assistance, and other Medicaid benefits	% of people with both Medicare and Medicaid receiving premium assistance only	% of people with both Medicare and Medicaid in Medicare Advantage plans	% of all Medicare enrollees who receive assistance from Medicaid	% of all Medicaid enrollees who are low-income people on Medicare (2011)
United States	11,063,740	72%	15%	27%	20%	15%
Alabama	222,740	42%	27%	23%	22%	20%
Alaska	17,420	95%	4%	NA	21%	11%
Arizona	199,180	77%	21%	59%	17%	12%
Arkansas	138,480	53%	24%	19%	23%	18%
California	1,424,500	97%	2%	37%	25%	11%
Colorado	112,220	70%	13%	26%	14%	10%
Connecticut	181,120	47%	7%	12%	28%	20%
Delaware	30,440	45%	27%	9%	16%	11%
D.C.	32,580	70%	0.2%	8%	36%	10%
Florida	819,220	49%	22%	34%	20%	18%
Georgia	330,800	46%	25%	23%	21%	16%
Hawaii	39,860	87%	12%	66%	16%	13%
Idaho	45,980	62%	19%	18%	16%	15%
Illinois	402,620	87%	10%	33%	19%	12%
Indiana	205,580	71%	6%	10%	17%	14%
Iowa	91,920	78%	11%	10%	16%	15%
Kansas	71,540	61%	18%	9%	14%	17%
Kentucky	198,640	56%	19%	9%	22%	20%
Louisiana	218,100	56%	22%	20%	27%	16%
Maine	96,480	58%	15%	7%	31%	28%
Maryland	148,480	63%	17%	9%	15%	12%
Massachusetts	320,920	92%	8%	27%	26%	17%
Michigan	330,840	84%	13%	16%	17%	12%
Minnesota	149,660	87%	11%	37%	16%	14%
Mississippi	172,020	50%	21%	11%	30%	21%
Missouri	199,400	78%	14%	20%	17%	16%
Montana	27,420	60%	20%	7%	13%	15%
Nebraska	45,340	88%	11%	11%	14%	16%
Nevada	60,200	51%	24%	20%	13%	13%
New Hampshire	35,120	64%	17%	4%	13%	20%
New Jersey	229,660	87%	13%	21%	15%	20%
New Mexico	86,000	61%	12%	21%	23%	12%
New York	900,480	80%	13%	36%	26%	14%
North Carolina	345,240	76%	22%	20%	19%	17%
North Dakota	17,540	80%	11%	6%	14%	19%
Ohio	376,040	64%	16%	23%	17%	15%
Oklahoma	124,120	81%	18%	12%	18%	14%
Oregon	128,180	63%	19%	39%	17%	15%
Pennsylvania	469,580	81%	17%	40%	18%	18%
Rhode Island	43,360	83%	13%	23%	21%	19%
South Carolina	164,720	83%	17%	35%	17%	17%
South Dakota	22,880	61%	18%	6%	14%	16%
Tennessee	285,100	54%	22%	32%	22%	18%
Texas	740,940	56%	19%	26%	20%	13%
Utah	39,620	83%	15%	37%	11%	9%
Vermont	30,880	72%	20%	3%	23%	15%
Virginia	204,900	65%	19%	32%	15%	18%
Washington	200,040	70%	14%	23%	17%	13%
West Virginia	93,240	58%	19%	10%	21%	20%
Wisconsin	180,020	86%	8%	23%	17%	13%
Wyoming	12,380	62%	16%	2%	12%	13%

NOTES: *All data are from 2014 unless otherwise noted.

SOURCE: Data from Kaiser Family Foundation analysis of Chronic Conditions Warehouse 2014, except the share of Medicaid enrollees who are low-income people on Medicare, which used Kaiser Family Foundation's State Health Facts 2011 data.

Table 2: Demographic Characteristics of People on Medicare Who Receive Assistance from Medicaid Compared to Others on Medicare, 2014

Demographic	People on Medicare who receive assistance from Medicaid			Other people on Medicare
	All	Under age 65	Ages 65 and older	
Number of people	11,063,740	4,602,960	6,460,780	44,618,240
Gender				
Female	60%	52%	66%	53%
Male	40%	48%	34%	47%
Age				
Under age 65	42%	100%	N/A	10%
65-74	28%	N/A	48%	52%
75-84	19%	N/A	32%	26%
85 and older	12%	N/A	20%	12%
Race				
White, non-Hispanic	56%	60%	54%	80%
Black, non-Hispanic	18%	21%	16%	7%
Hispanic	17%	13%	19%	8%
Asian	5%	2%	7%	2%
Other	4%	5%	4%	3%

Source: Kaiser Family Foundation analysis of the Chronic Conditions Data Warehouse 5 percent sample of Medicare claims for 2014 (number of people, gender, and age) and Medicare Current Beneficiary Survey Cost and Use Files for 2012 (race)

Endnotes

¹ This brief examines the American Health Care Act as voted out of the House of Representatives Energy and Commerce Committee on March 9, 2017, and will be updated as changes to the bill are made.

² Congressional Budget Office, “American Health Care Act” March 13, 2017, available at <https://www.cbo.gov/publication/52486>.

³ See Letter from Thomas E. Price, Secretary of Health and Human Services, and Seema Verna, Administrator of the Centers for Medicare and Medicaid Services, to Governors on March 14, 2017, available at <https://www.hhs.gov/sites/default/files/sec-price-cms-admin-verma-ltr.pdf>.

⁴ The House of Representatives Committee on the Budget passed a motion to express the support of the Committee prior to the consideration of the rule for the American Health Care Act for state flexibility in the design of their Medicaid program on March 16, 2017.

⁵ Four governors, John Kasich from Ohio, Rick Snyder from Michigan, Brian Sandoval from Nevada, and Asa Hutchinson from Arkansas, send a letter to Majority Leader Mitch McConnell and House Speaker Paul Ryan describing how they believe the AHCA should be changed.

⁶ Medicare Payment Advisory Commission (MedPAC) and Medicaid and CHIP Payment and Access Commission (MACPAC), “Data book: Beneficiaries dually eligible for Medicare and Medicaid,” January 2017, Exhibit 4.

⁷ Medicare Payment Advisory Commission (MedPAC) and Medicaid and CHIP Payment and Access Commission (MACPAC), “Data book: Beneficiaries dually eligible for Medicare and Medicaid,” January 2017, Exhibit 21.

⁸ Both of the estimates in the range exclude Medicare premiums. The data is available from Medicare Payment Advisory Commission (MedPAC) and Medicaid and CHIP Payment and Access Commission (MACPAC), “Data book: Beneficiaries dually eligible for Medicare and Medicaid,” January 2017, Exhibit 18.

⁹ The Administration may be able provide states more latitude. See Letter from Thomas E. Price, Secretary of Health and Human Services, and Seema Verna, Administrator of the Centers for Medicare and Medicaid Services, to Governors on March 14, 2017, available at <https://www.hhs.gov/sites/default/files/sec-price-cms-admin-verma-ltr.pdf>.

¹⁰ The House of Representatives Committee on the Budget passed a motion to express the support of the Committee prior to the consideration of the rule for the American Health Care Act for state flexibility in the design of their Medicaid program on March 16, 2017.

¹¹ Four governors, John Kasich from Ohio, Rick Snyder from Michigan, Brian Sandoval from Nevada, and Asa Hutchinson from Arkansas, send a letter to Majority Leader Mitch McConnell and House Speaker Paul Ryan describing how they believe the AHCA should be changed.

¹² The Medicare Savings Programs provide help for low-income people on Medicare with Medicare’s premiums and cost-sharing.

¹³ Medicare Payment Advisory Commission (MedPAC) and Medicaid and CHIP Payment and Access Commission (MACPAC), “Data book: Beneficiaries dually eligible for Medicare and Medicaid,” January 2017, Exhibit 3.

¹⁴ McWilliams, J. Michael, Ellen Meara, Alan M. Zaslavsky, and John Z. Ayanian, “Medicare Spending for Previously Uninsured Adults,” *Annals of Internal Medicine* (2009), Dec. 1; 151(11): 757-66.