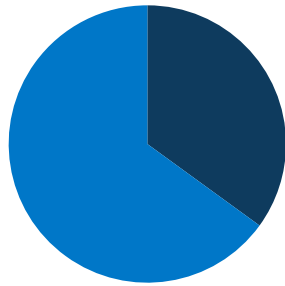
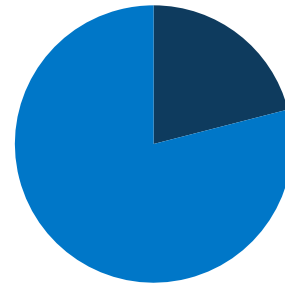


6.9 million
total AZ population



35%
of AZ population is low-income (<200% FPL)



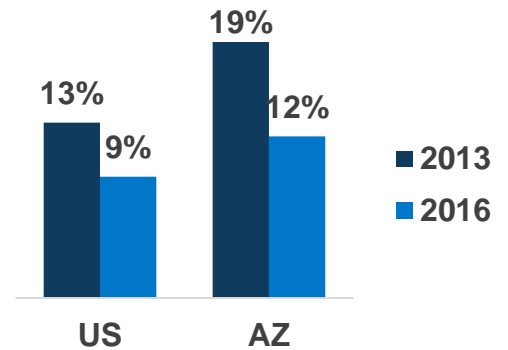
21%
of AZ population is covered by Medicaid/CHIP

AZ Expansion Status:
Adopted

Adults in Expansion Group:
426,000



Uninsured Rates



In AZ, Medicaid Covers:



1 in 6 adults, ages 19-64



3 in 8 children



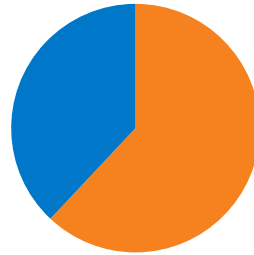
3 in 5 nursing home residents



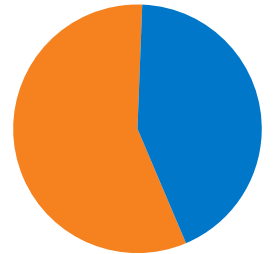
1 in 2 individuals with disabilities



1 in 6 Medicare beneficiaries



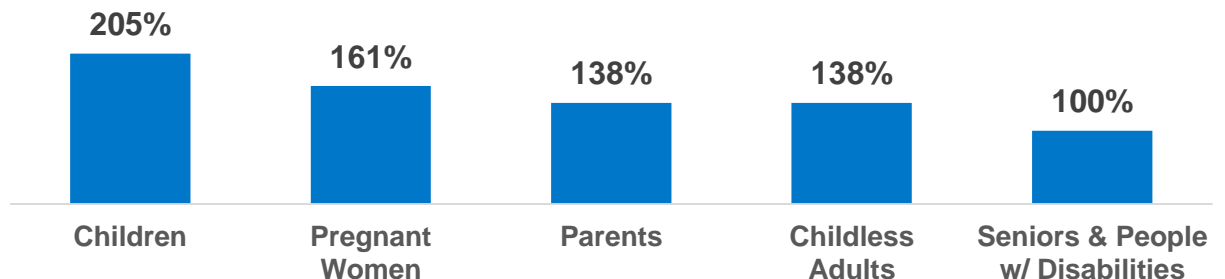
62%
of adult Medicaid enrollees are working in AZ



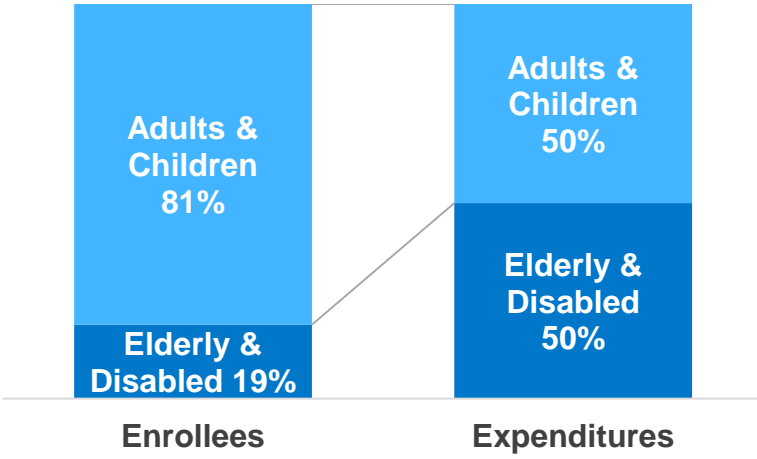
57%
of children with special health care needs are covered by Medicaid in AZ

100% of FPL: \$20,780 for a family of three; \$12,140 for an individual

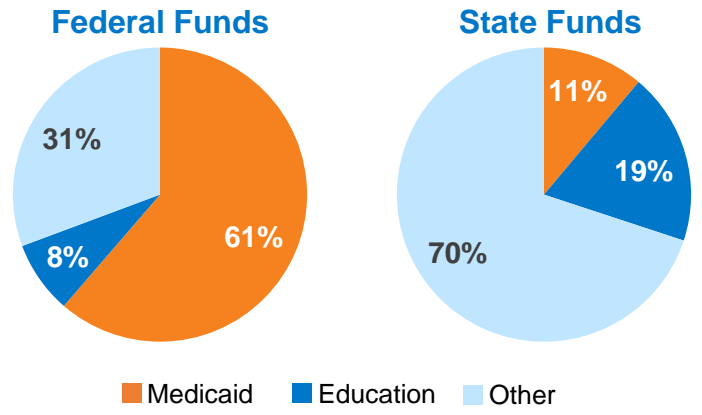
AZ Median Eligibility Levels
(as a % of FPL)



AZ Medicaid Enrollees & Expenditures



Distribution of AZ Spending by Fund & Category



Nationally Medicaid Pays For:

\$\$\$\$\$\$\$

1 in 6 dollars in the health care system

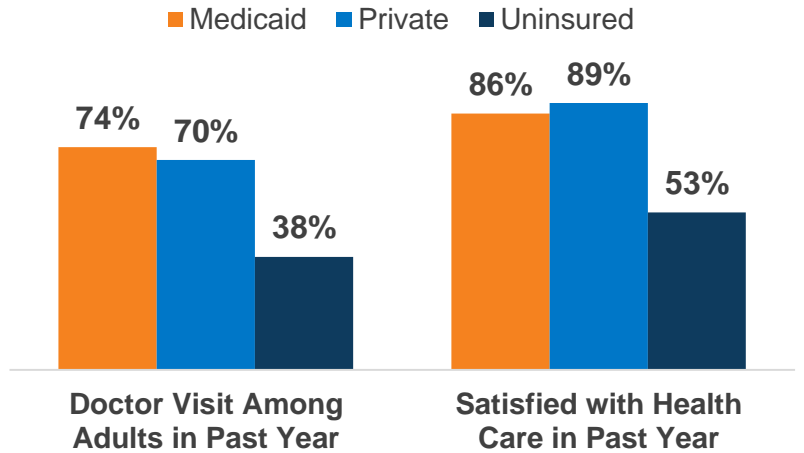
\$\$\$

>1 in 3 dollars to safety-net hospitals and health centers

\$\$

1 in 2 dollars on long-term care

National Access & Satisfaction Measures



Governor

Current:
Doug Ducey (R)
Incumbent Running

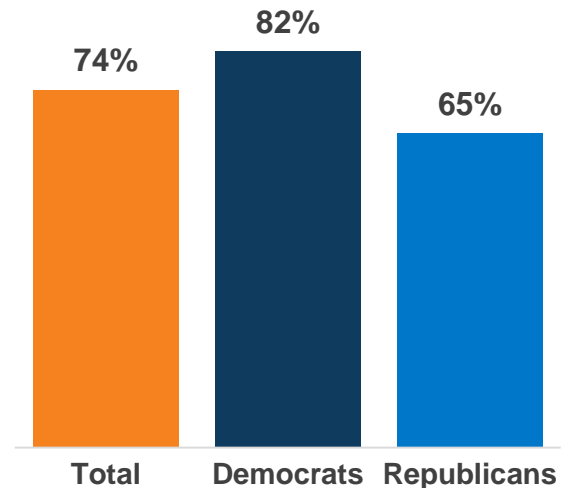
US Senate

Jeff Flake (R) (2018)
Jon Kyl (R) (2020)

US Congress

of Representatives: 9
Party: 4-D, 5-R

National Share of Those that Hold Favorable Views of Medicaid



AZ State Legislature Party Affiliation

