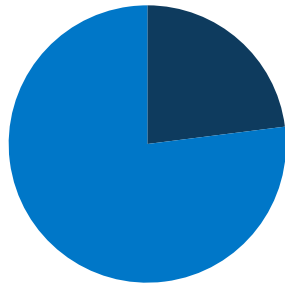
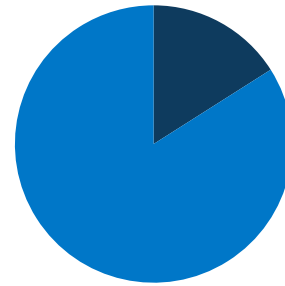


**5.5 million**  
total CO population



**23%**  
of CO population is low-income (<200% FPL)



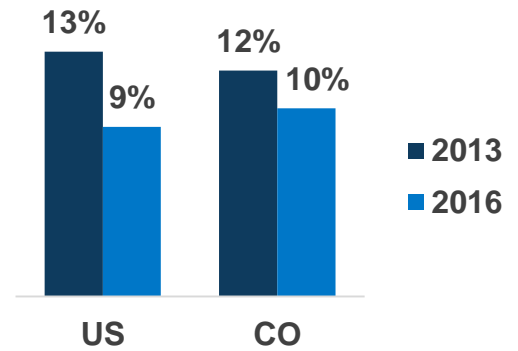
**16%**  
of CO population is covered by Medicaid/CHIP

**CO Expansion Status:**  
*Adopted*

**Adults in Expansion Group:**  
**451,000**



## Uninsured Rates



## In CO, Medicaid Covers:



**1 in 8 adults, ages 19-64**



**3 in 10 children**



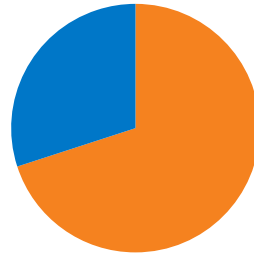
**3 in 5 nursing home residents**



**3 in 7 individuals with disabilities**

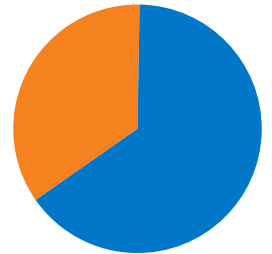


**1 in 7 Medicare beneficiaries**



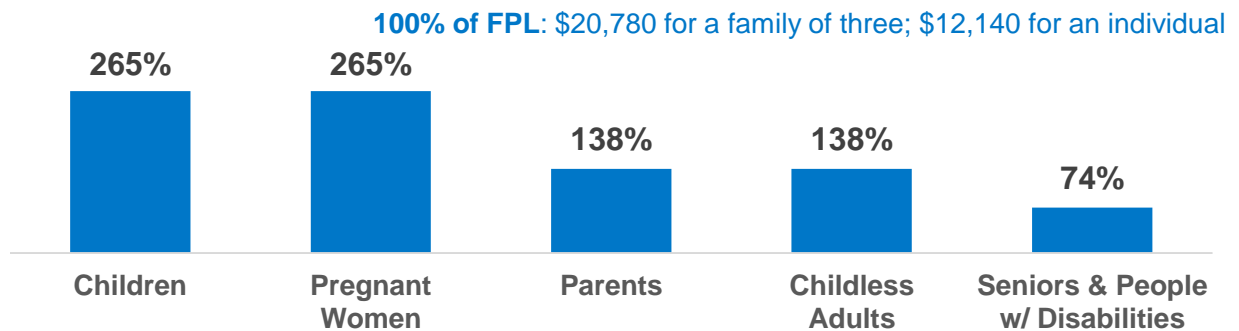
**70%**  
of adult Medicaid enrollees are working in CO

**35%**  
of children with special health care needs are covered by Medicaid in CO



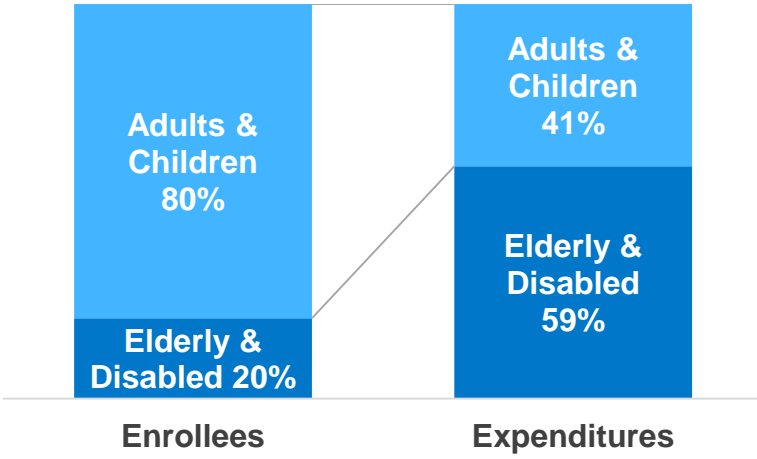
## CO Median Eligibility Levels

(as a % of FPL)

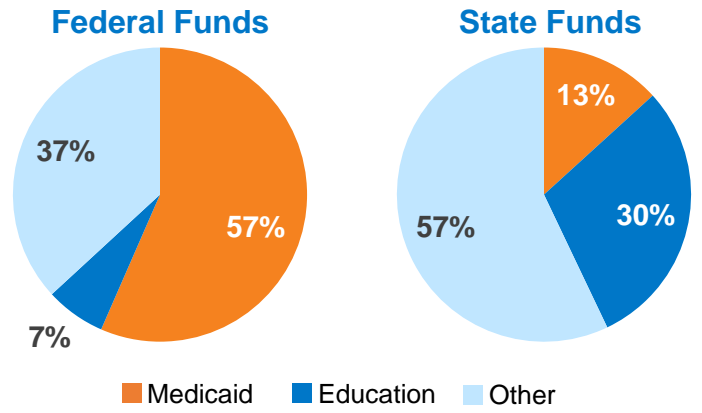


100% of FPL: \$20,780 for a family of three; \$12,140 for an individual

## CO Medicaid Enrollees & Expenditures



## Distribution of CO Spending by Fund & Category



## Nationally Medicaid Pays For:

**\$\$\$\$\$\$\$**

1 in 6 dollars in the health care system

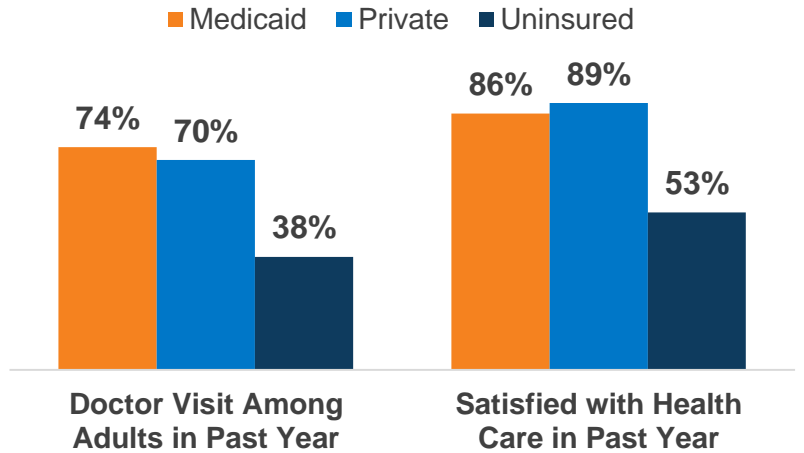
**\$\$\$**

>1 in 3 dollars to safety-net hospitals and health centers

**\$\$**

1 in 2 dollars on long-term care

## National Access & Satisfaction Measures



### Governor

Current:  
John Hickenlooper (D)  
Open Race

### US Senate

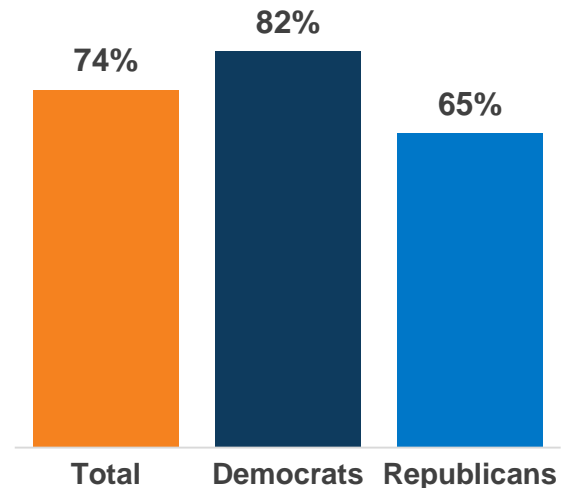
(No 2018 Election)

Michael Bennet (D) (2022)  
Cory Gardner (R) (2020)

### US Congress

# of Representatives: 7  
Party: 3-D, 4-R

## National Share of Those that Hold Favorable Views of Medicaid



## CO State Legislature Party Affiliation

