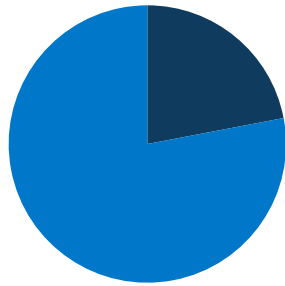
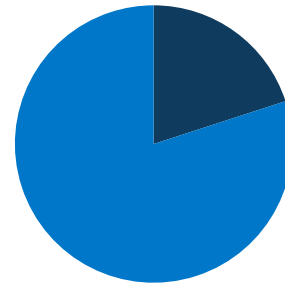


**3.6 million**  
total CT population



**22%**  
of CT population is low-income (<200% FPL)



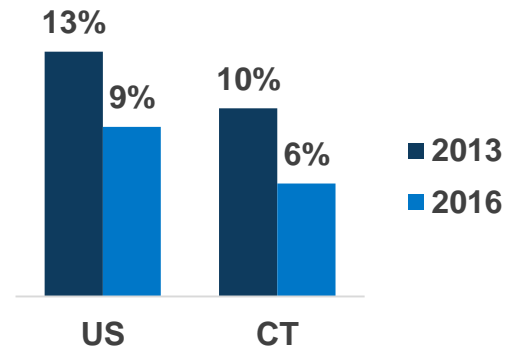
**20%**  
of CT population is covered by Medicaid/CHIP

**CT Expansion Status:**  
*Adopted*

**Adults in Expansion Group:**  
**217,000**



## Uninsured Rates



## In CT, Medicaid Covers:



**1 in 6 adults, ages 19-64**



**2 in 5 children**



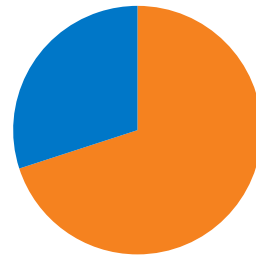
**5 in 7 nursing home residents**



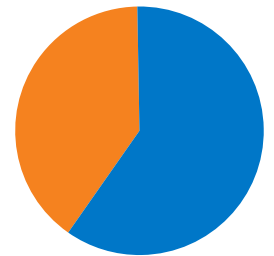
**4 in 9 individuals with disabilities**



**1 in 4 Medicare beneficiaries**



**70%**  
of adult Medicaid enrollees are working in CT

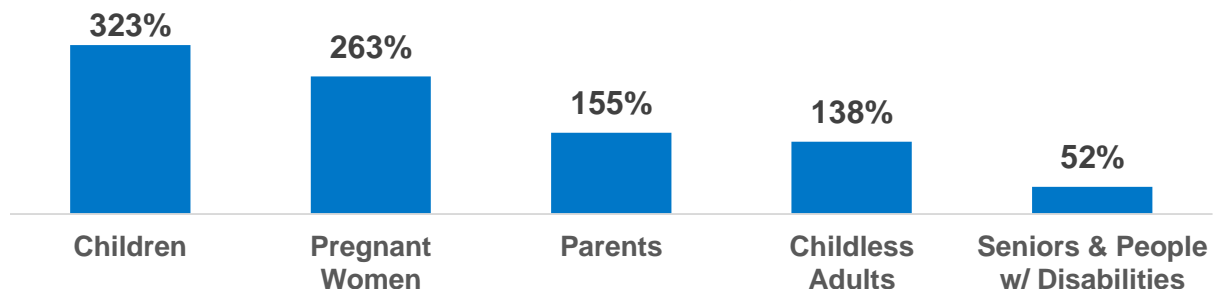


**40%**  
of children with special health care needs are covered by Medicaid in CT

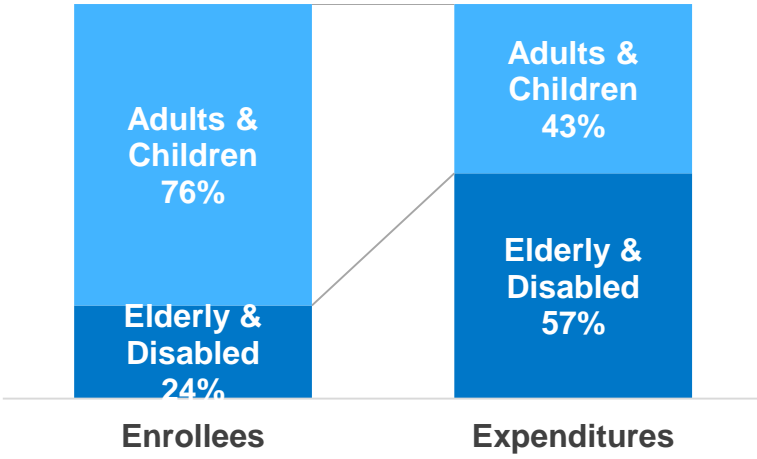
100% of FPL: \$20,780 for a family of three; \$12,140 for an individual

## CT Median Eligibility Levels

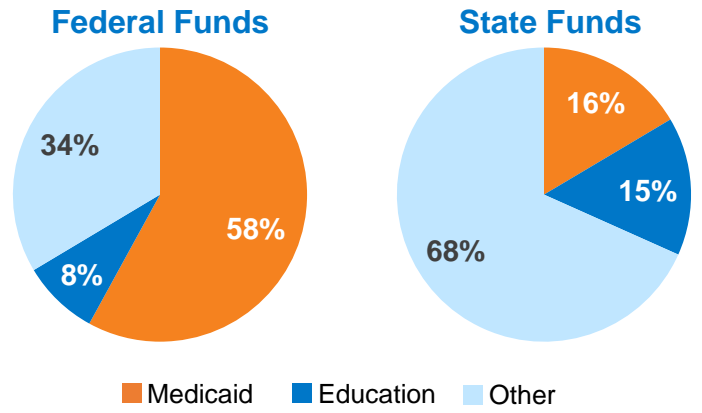
(as a % of FPL)



## CT Medicaid Enrollees & Expenditures



## Distribution of CT Spending by Fund & Category



## Nationally Medicaid Pays For:

\$\$\$\$\$\$\$

1 in 6 dollars in the health care system

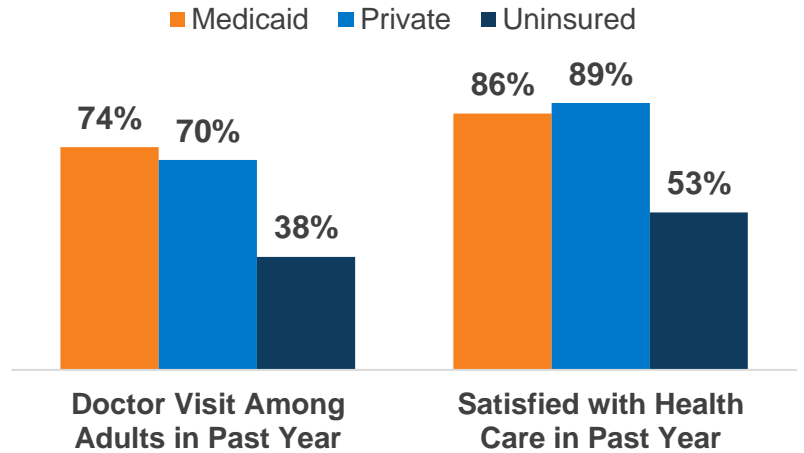
\$\$\$

>1 in 3 dollars to safety-net hospitals and health centers

\$\$

1 in 2 dollars on long-term care

## National Access & Satisfaction Measures



**Governor**

Current:  
Dan Malloy (D)  
Open Race

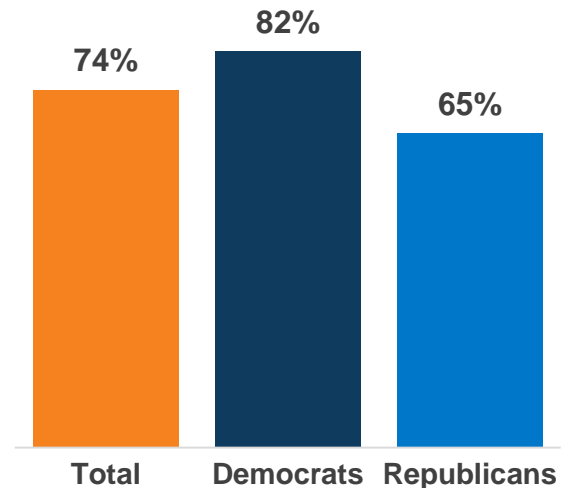
**US Senate**

Richard Blumenthal (D) (2022)  
Christopher Murphy (D) (2018)

**US Congress**

# of Representatives: 5  
Party: 5-D

## National Share of Those that Hold Favorable Views of Medicaid



## CT State Legislature Party Affiliation

