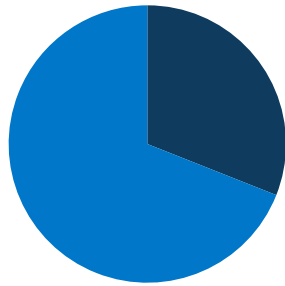
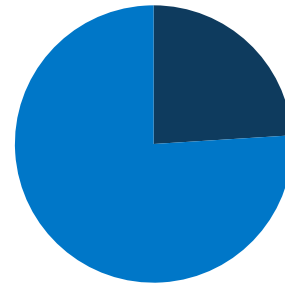


**685,800**  
total DC population



**31%**  
of DC  
population is  
low-income  
(<200% FPL)



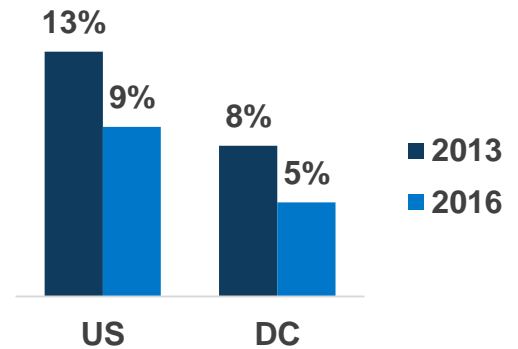
**24%**  
of DC  
population is  
covered by  
Medicaid/CHIP

**DC Expansion  
Status:  
Adopted**

**Adults in  
Expansion Group:  
122,000**



## Uninsured Rates



## In DC, Medicaid Covers:

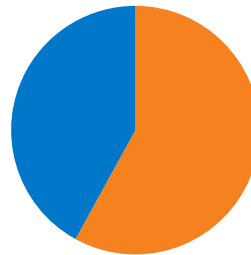
**2 in 9 adults, ages 19-64**

**2 in 5 children**

**4 in 5 nursing home residents**

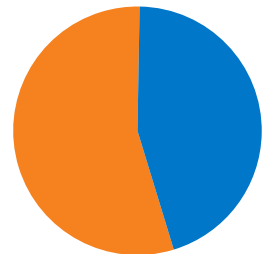
**5 in 8 individuals with disabilities**

**1 in 3 Medicare beneficiaries**



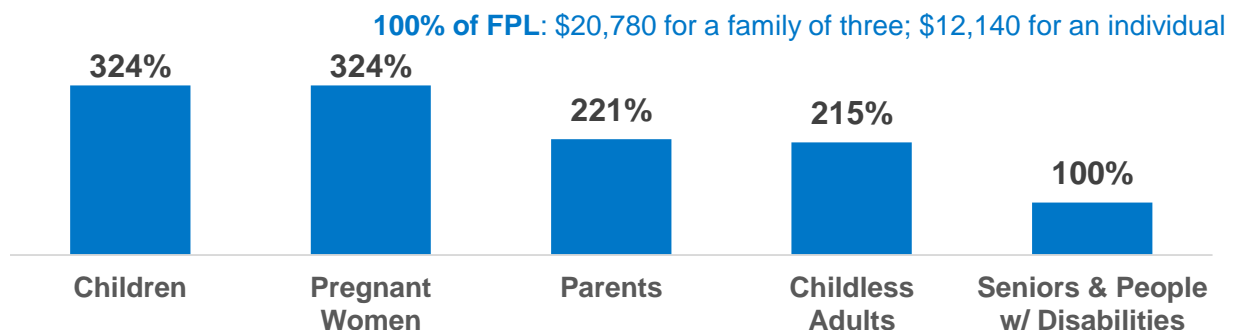
**58%**  
of adult Medicaid enrollees  
are working in DC

**55%**  
of children with special  
health care needs are  
covered by Medicaid in DC

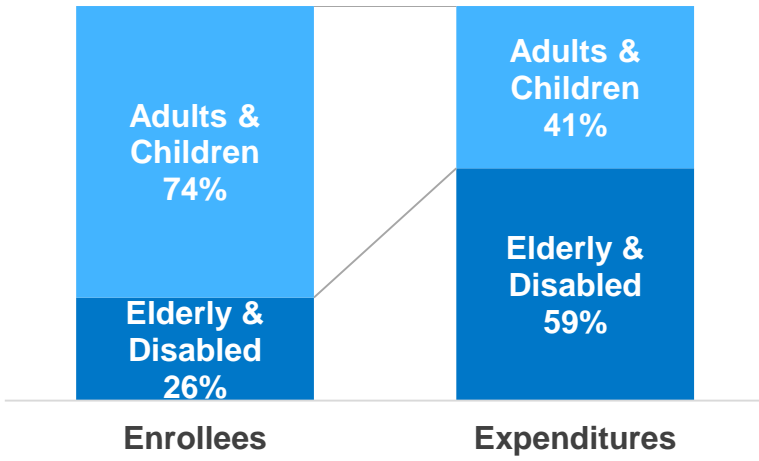


## DC Median Eligibility Levels

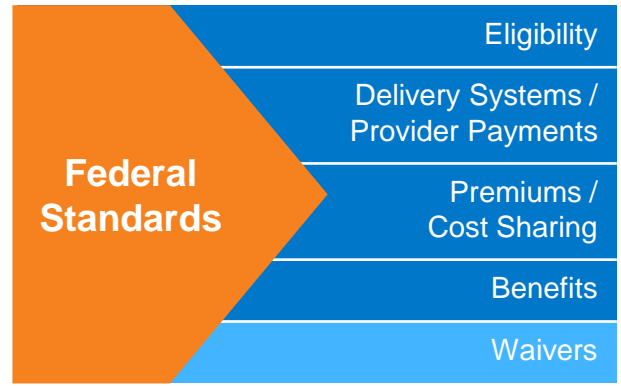
(as a % of FPL)



## DC Medicaid Enrollees & Expenditures



## States + DC Have Flexibility in Their Medicaid Design



## Nationally Medicaid Pays For:

\$\$\$\$\$\$\$

1 in 6 dollars in the health care system

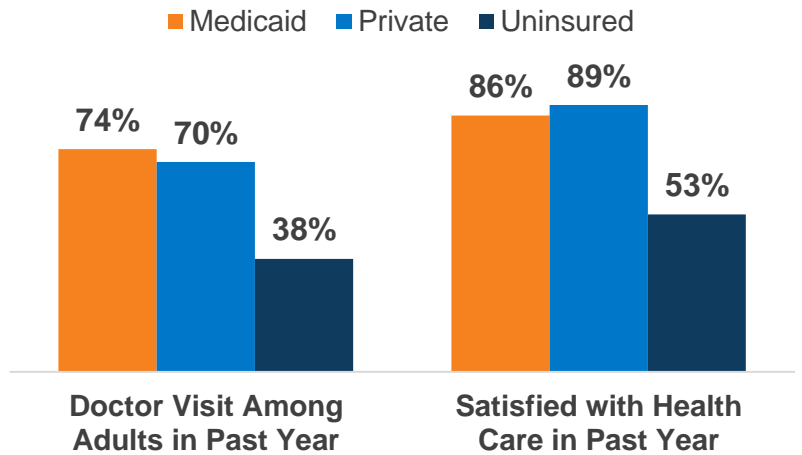
\$\$\$

>1 in 3 dollars to safety-net hospitals and health centers

\$\$

1 in 2 dollars on long-term care

## National Access & Satisfaction Measures



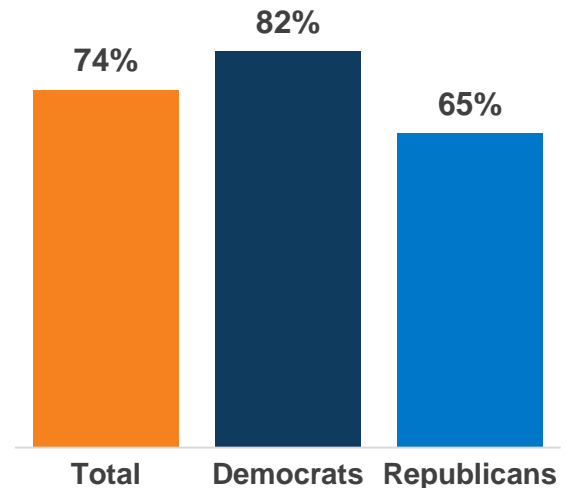
**Mayor**

Current:  
Muriel Bowser (D)  
Incumbent Running

**US Congress**

# of Representatives: 1  
Party: 1-D

## National Share of Those that Hold Favorable Views of Medicaid



## DC Councilmember Party Affiliation

