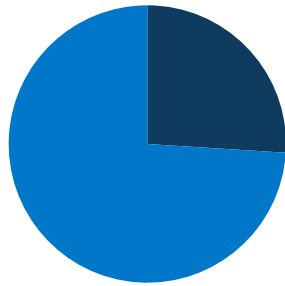
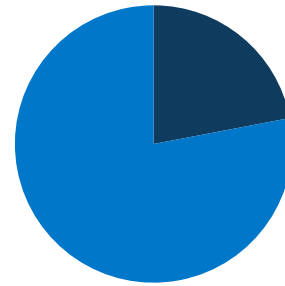


948,200
total DE population



26%
of DE
population is
low-income
(<200% FPL)



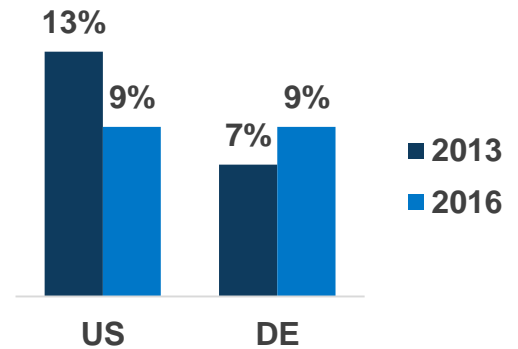
22%
of DE
population is
covered by
Medicaid/CHIP

**DE Expansion
Status:
Adopted**

**Adults in
Expansion Group:
68,000**



Uninsured Rates



In DE, Medicaid Covers:



**1 in 5 adults,
ages 19-64**



3 in 7 children



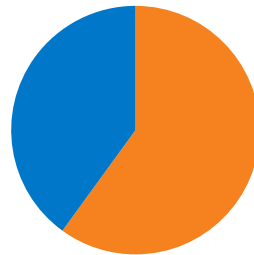
**5 in 8 nursing
home residents**



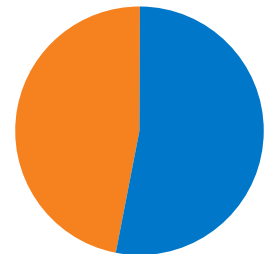
**1 in 2 individuals
with disabilities**



**1 in 7 Medicare
beneficiaries**



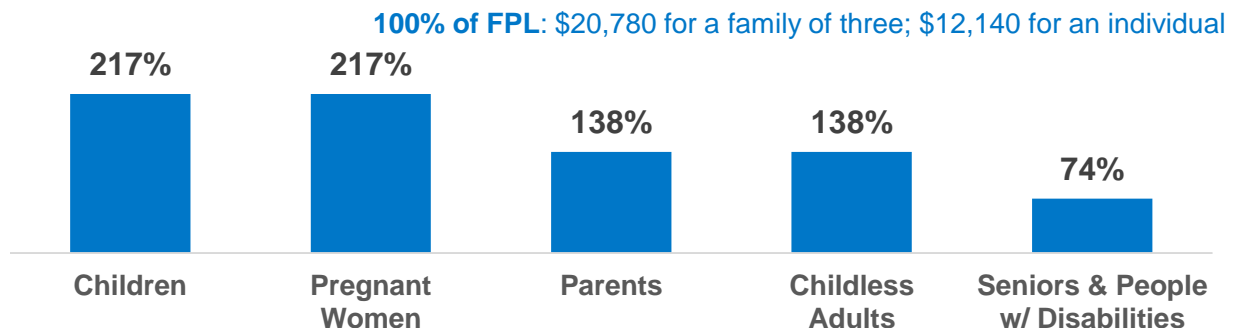
60%
of adult Medicaid enrollees
are working in DE



47%
of children with special
health care needs are
covered by Medicaid in DE

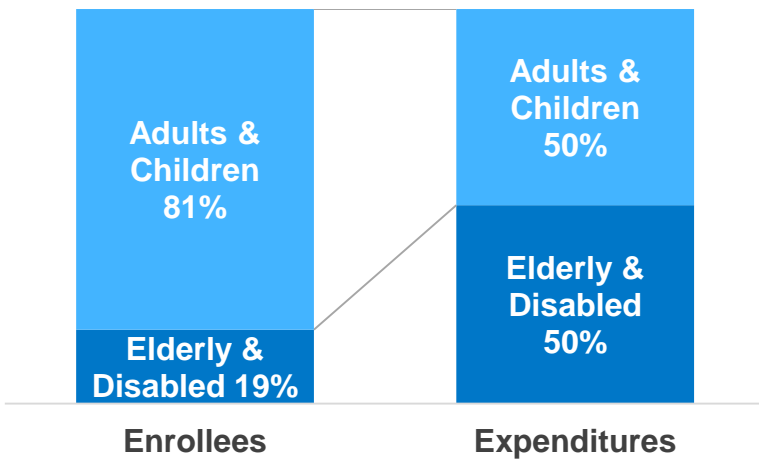
DE Median Eligibility Levels

(as a % of FPL)

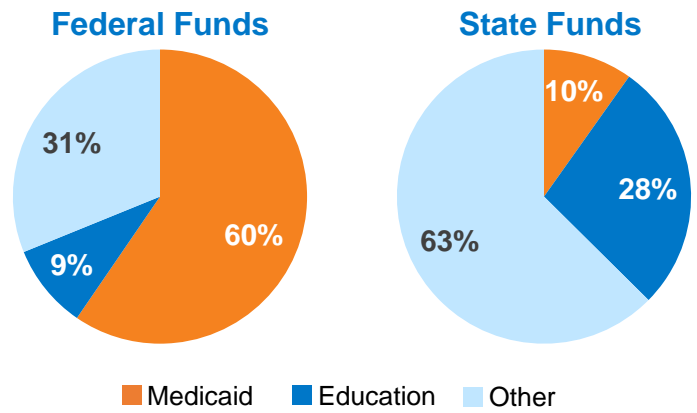


100% of FPL: \$20,780 for a family of three; \$12,140 for an individual

DE Medicaid Enrollees & Expenditures



Distribution of DE Spending by Fund & Category



Nationally Medicaid Pays For:

\$\$\$\$\$\$\$

1 in 6 dollars in the health care system

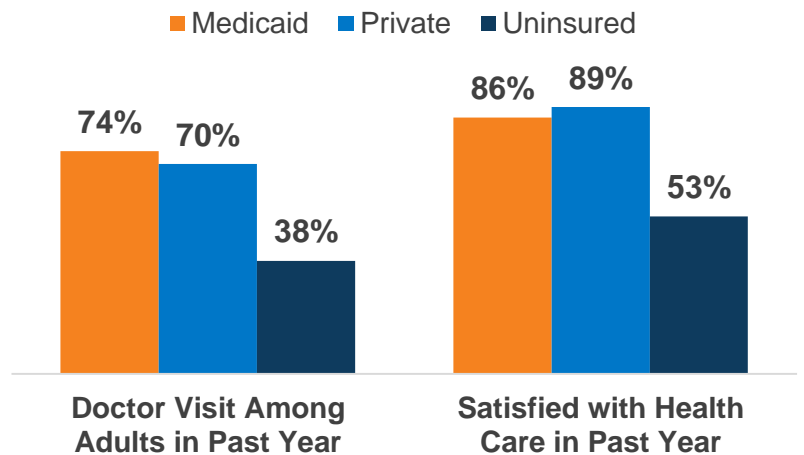
\$\$\$

>1 in 3 dollars to safety-net hospitals and health centers

\$\$

1 in 2 dollars on long-term care

National Access & Satisfaction Measures



Governor
(No 2018 Election)

Current:
John Carney (D)

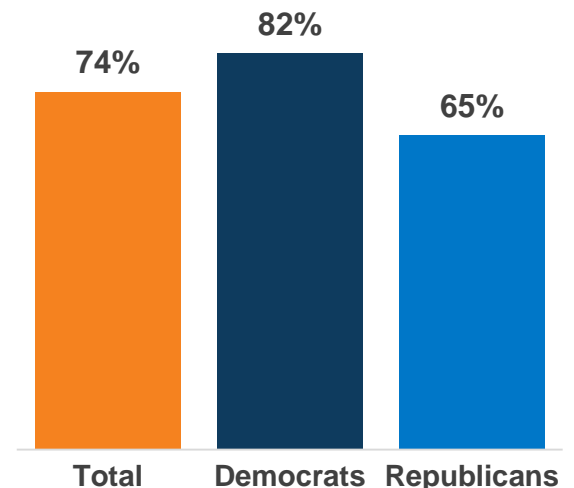
US Senate

Thomas R. Carper (D) (2018)
Christopher A. Coons (D) (2020)

US Congress

of Representatives: 1
Party: 1-D

National Share of Those that Hold Favorable Views of Medicaid



DE State Legislature Party Affiliation

