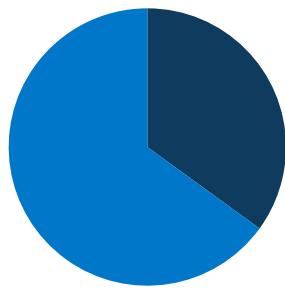
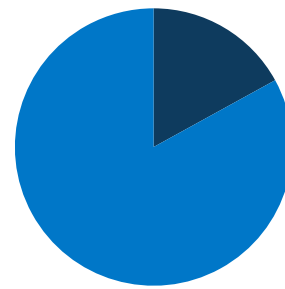


**10.3 million**  
total GA population



**35%**  
of GA population is low-income (<200% FPL)



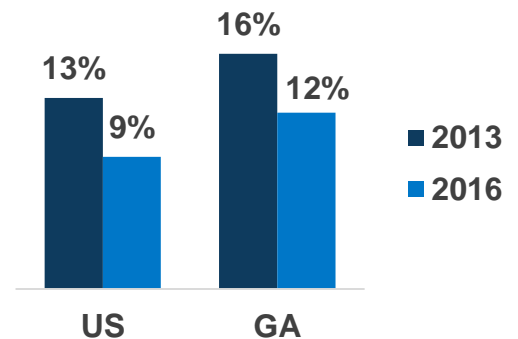
**17%**  
of GA population is covered by Medicaid/CHIP

**GA Expansion Status:**  
*Not Adopted*

**Adults in Coverage Gap:**  
**240,000**



## Uninsured Rates



## In GA, Medicaid Covers:

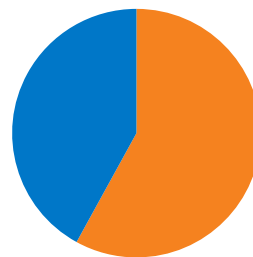
**1 in 12 adults, ages 19-64**

**2 in 5 children**

**5 in 7 nursing home residents**

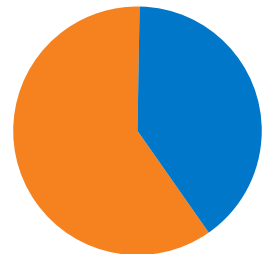
**3 in 8 individuals with disabilities**

**1 in 5 Medicare beneficiaries**



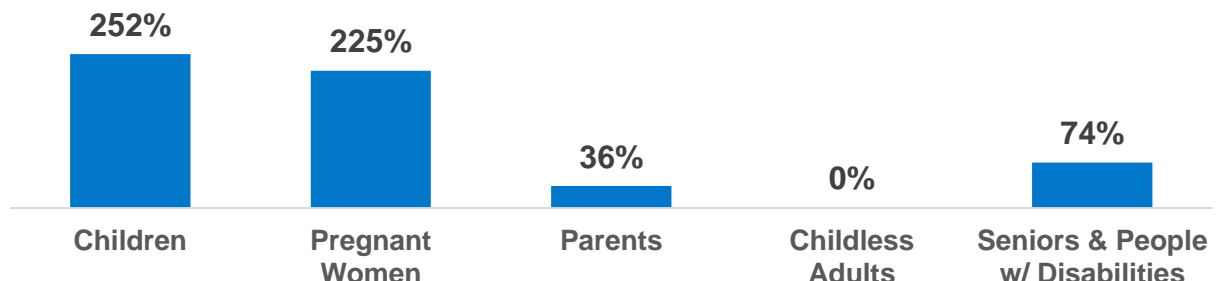
**58%**  
of adult Medicaid enrollees are working in GA

**60%**  
of children with special health care needs are covered by Medicaid in GA

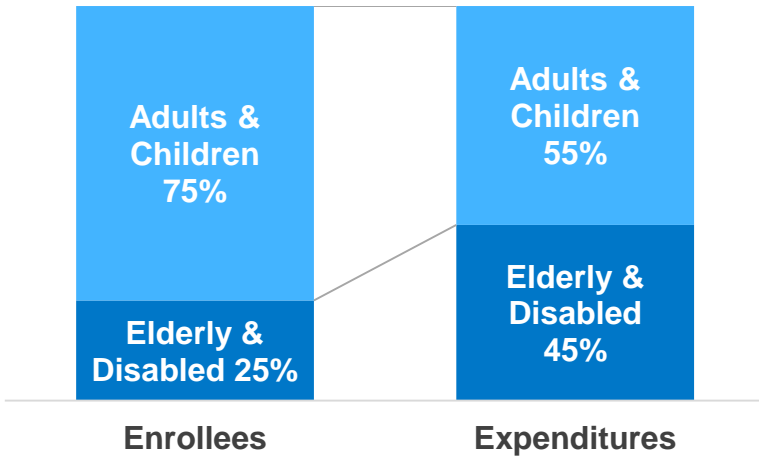


100% of FPL: \$20,780 for a family of three; \$12,140 for an individual

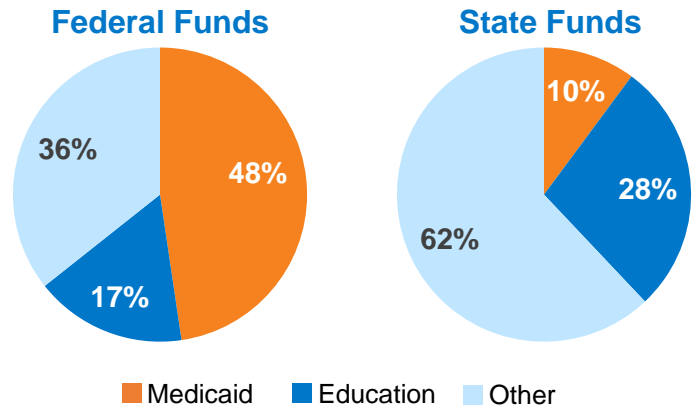
**GA Median Eligibility Levels**  
(as a % of FPL)



## GA Medicaid Enrollees & Expenditures



## Distribution of GA Spending by Fund & Category



## Nationally Medicaid Pays For:

\$\$\$\$\$\$\$

1 in 6 dollars in the health care system

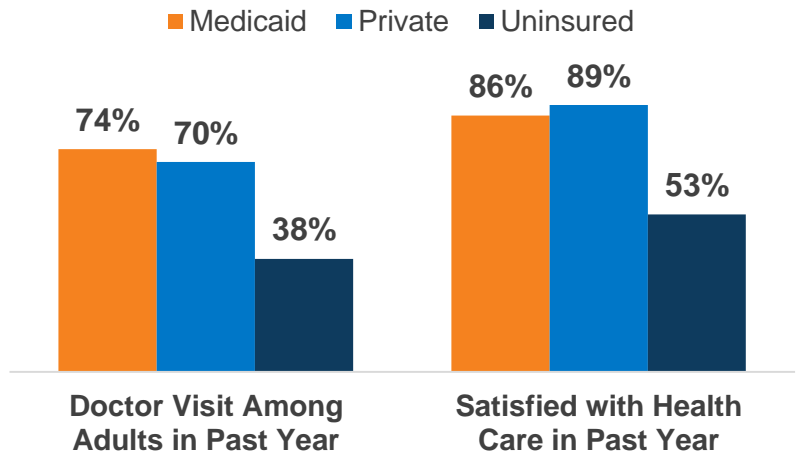
\$\$\$

>1 in 3 dollars to safety-net hospitals and health centers

\$\$

1 in 2 dollars on long-term care

## National Access & Satisfaction Measures



### Governor

Current:  
Nathan Deal (R)  
Open Race

### US Senate

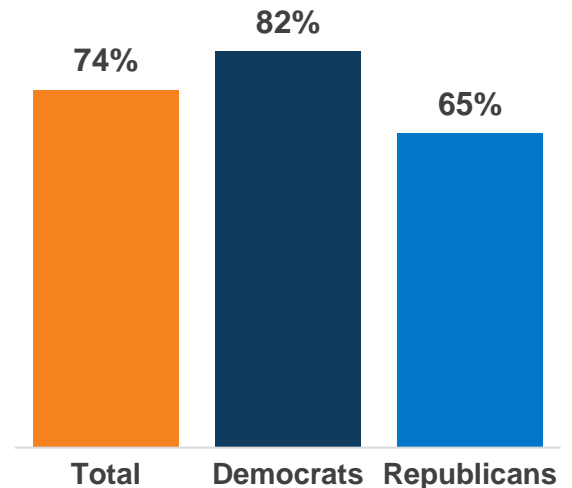
(No 2018 Election)

John Isakson (R) (2022)  
David Perdue (R) (2020)

### US Congress

# of Representatives: 14  
Party: 4-D, 10-R

## National Share of Those that Hold Favorable Views of Medicaid



## GA State Legislature Party Affiliation

