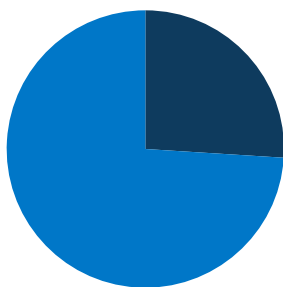
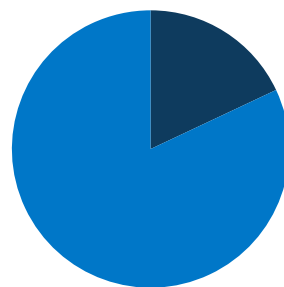


3.1 million
total IA population



26%
of IA population is low-income (<200% FPL)



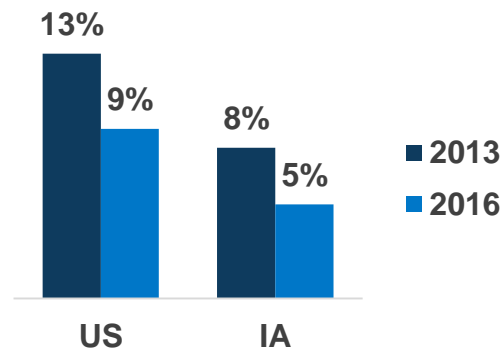
18%
of IA population is covered by Medicaid/CHIP

IA Expansion Status:
Adopted

Adults in Expansion Group:
150,000



Uninsured Rates



In IA, Medicaid Covers:



1 in 7 adults,
ages 19-64



3 in 8 children



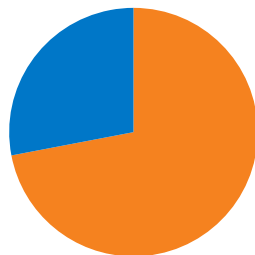
4 in 9 nursing home residents



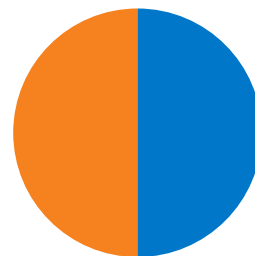
1 in 2 individuals with disabilities



1 in 7 Medicare beneficiaries



72%
of adult Medicaid enrollees are working in IA

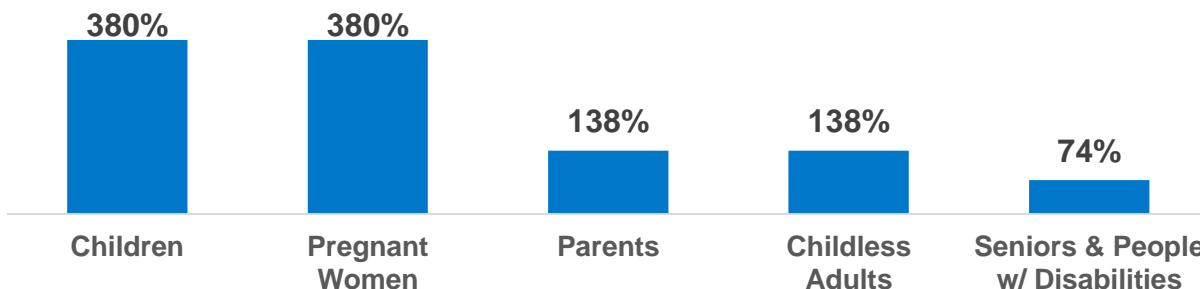


50%
of children with special health care needs are covered by Medicaid in IA

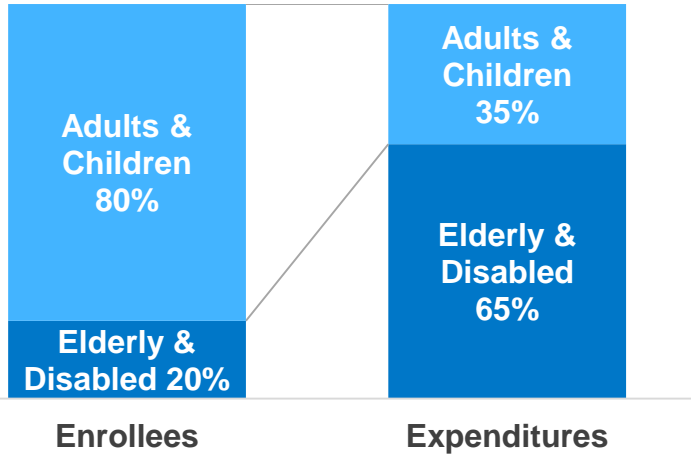
100% of FPL: \$20,780 for a family of three; \$12,140 for an individual

IA Median Eligibility Levels

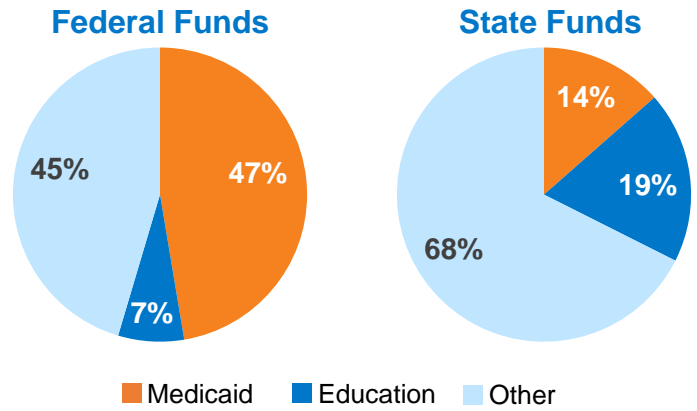
(as a % of FPL)



IA Medicaid Enrollees & Expenditures



Distribution of IA Spending by Fund & Category



Nationally Medicaid Pays For:

\$\$\$\$\$\$\$

1 in 6 dollars in the health care system

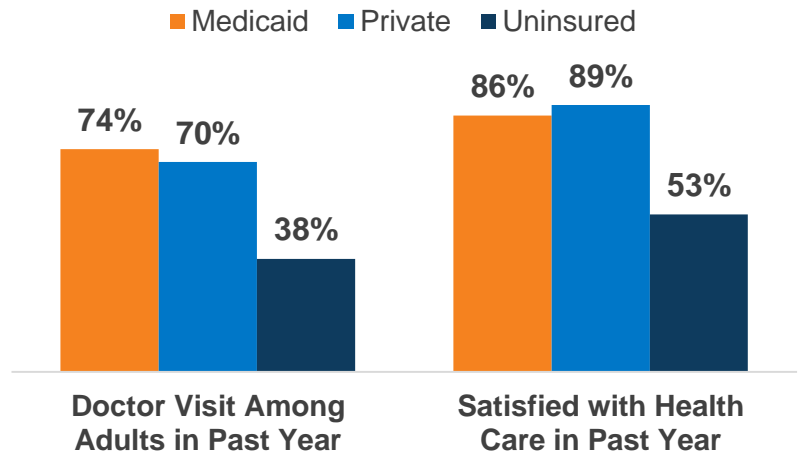
\$\$\$

>1 in 3 dollars to safety-net hospitals and health centers

\$\$

1 in 2 dollars on long-term care

National Access & Satisfaction Measures



Governor

Current:
Kim Reynolds (R)
Incumbent Running

US Senate

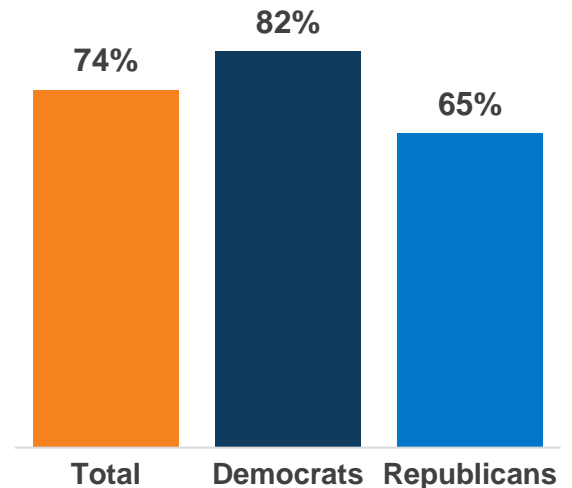
(No 2018 Election)

Chuck Grassley (R) (2022)
Joni Ernst (R) (2020)

US Congress

of Representatives: 4
Party: 1-D, 3-R

National Share of Those that Hold Favorable Views of Medicaid



IA State Legislature Party Affiliation

