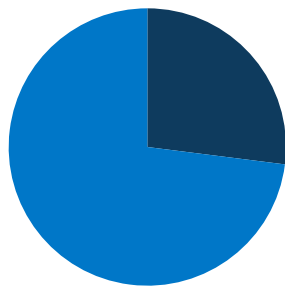
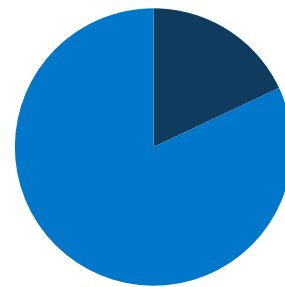


12.6 million
total IL population



27%
of IL population is low-income (<200% FPL)



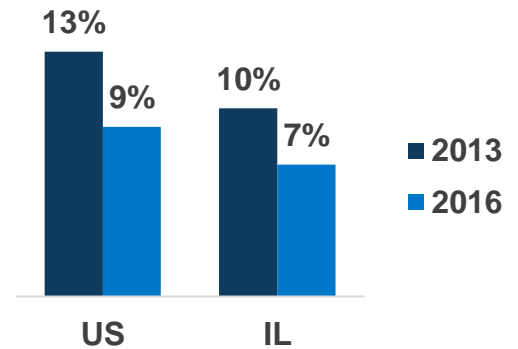
18%
of IL population is covered by Medicaid/CHIP

IL Expansion Status:
Adopted

Adults in Expansion Group:
690,000



Uninsured Rates



In IL, Medicaid Covers:



1 in 7 adults,
ages 19-64



3 in 8 children



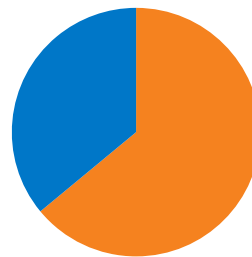
4 in 7 nursing home residents



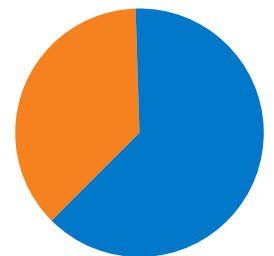
4 in 9 individuals with disabilities



1 in 6 Medicare beneficiaries



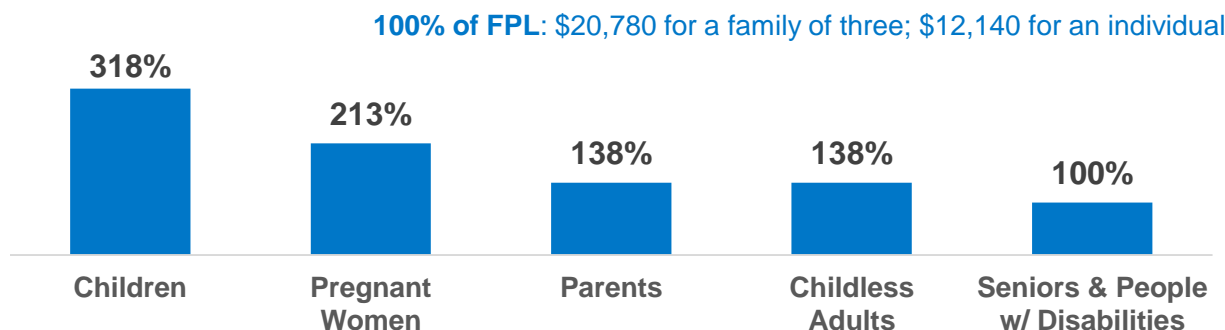
64%
of adult Medicaid enrollees are working in IL



37%
of children with special health care needs are covered by Medicaid in IL

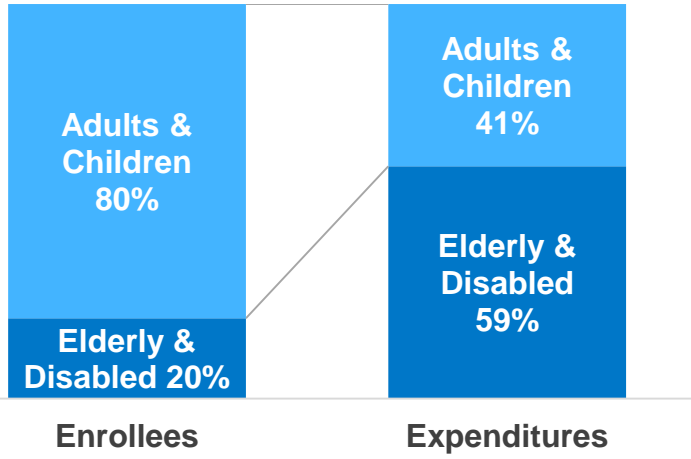
IL Median Eligibility Levels

(as a % of FPL)

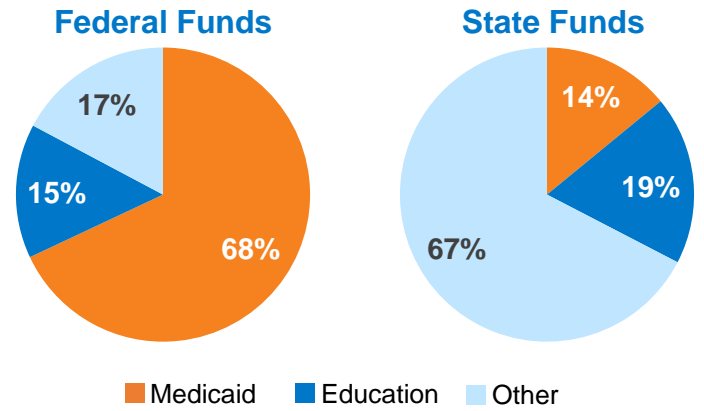


100% of FPL: \$20,780 for a family of three; \$12,140 for an individual

IL Medicaid Enrollees & Expenditures



Distribution of IL Spending by Fund & Category



Nationally Medicaid Pays For:

\$\$\$\$\$\$\$

1 in 6 dollars in the health care system

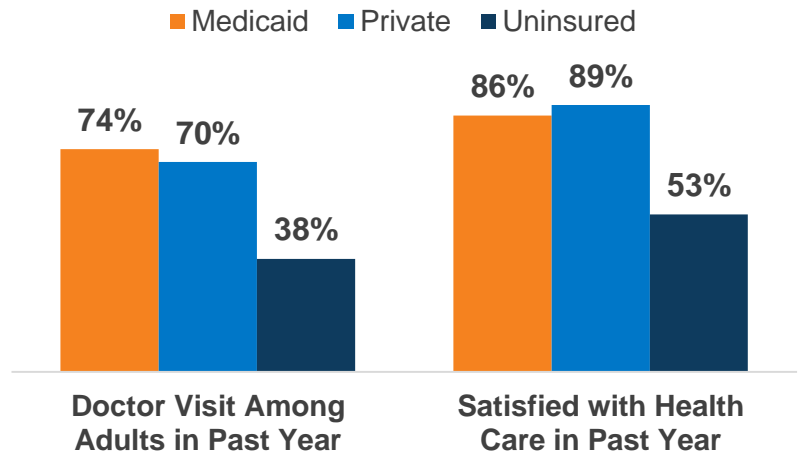
\$\$\$

>1 in 3 dollars to safety-net hospitals and health centers

\$\$

1 in 2 dollars on long-term care

National Access & Satisfaction Measures



Governor

Current:
Bruce Rauner (R)
Incumbent Running

US Senate

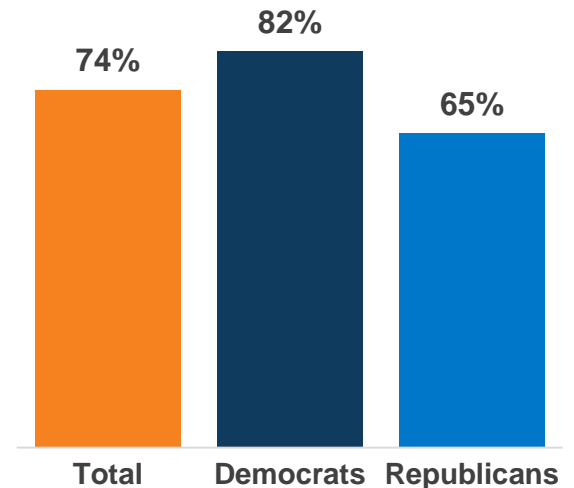
(No 2018 Election)

Richard Durbin (D) (2020)
Tammy Duckworth (D) (2022)

US Congress

of Representatives: 18
Party: 11-D, 7-R

National Share of Those that Hold Favorable Views of Medicaid



IL State Legislature Party Affiliation

