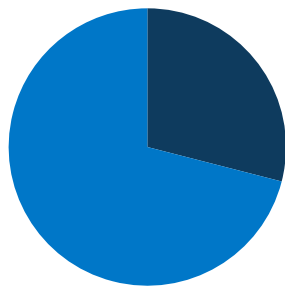
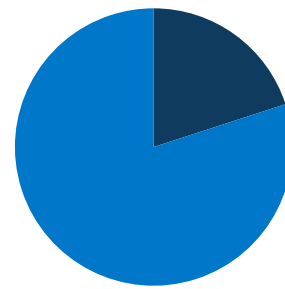


6.5 million
total IN population



29%
of IN population is low-income (<200% FPL)



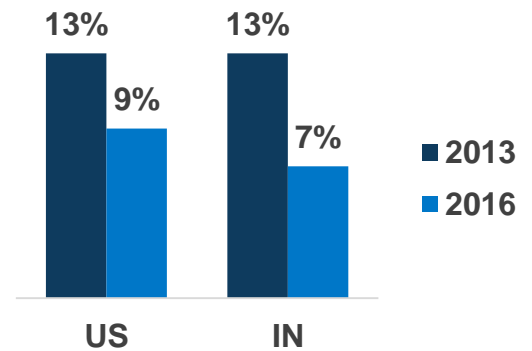
20%
of IN population is covered by Medicaid/CHIP

IN Expansion Status:
Adopted

Adults in Expansion Group:
413,000



Uninsured Rates



In IN, Medicaid Covers:



1 in 6 adults, ages 19-64



1 in 3 children



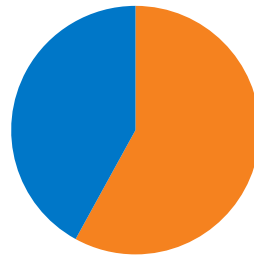
5 in 8 nursing home residents



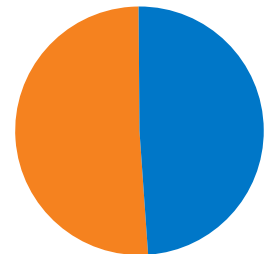
3 in 7 individuals with disabilities



1 in 6 Medicare beneficiaries



58%
of adult Medicaid enrollees are working in IN

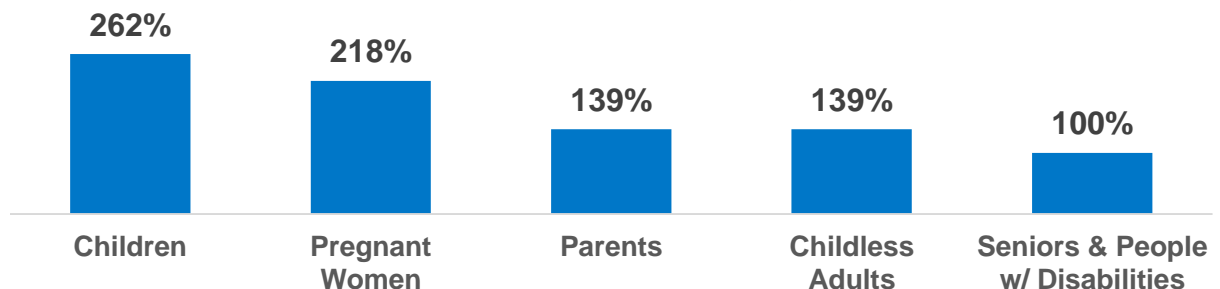


51%
of children with special health care needs are covered by Medicaid in IN

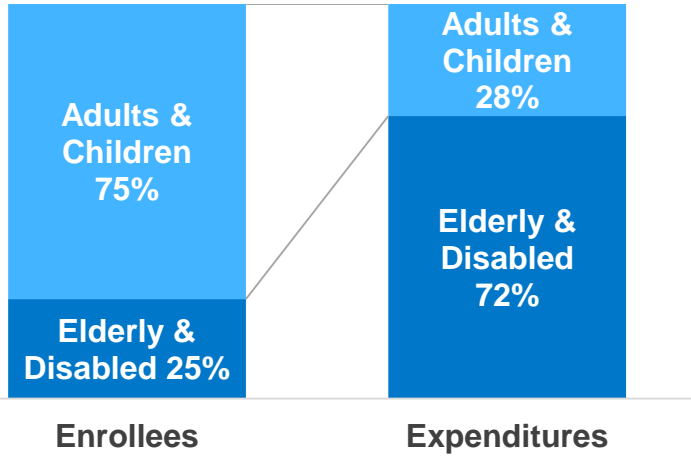
100% of FPL: \$20,780 for a family of three; \$12,140 for an individual

IN Median Eligibility Levels

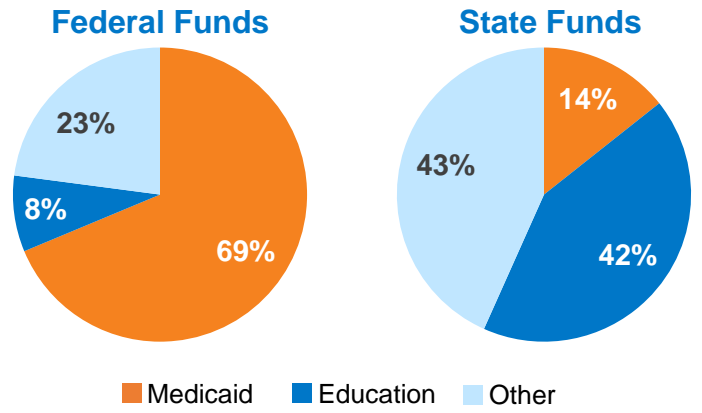
(as a % of FPL)



IN Medicaid Enrollees & Expenditures



Distribution of IN Spending by Fund & Category



Nationally Medicaid Pays For:

\$\$\$\$\$\$\$

1 in 6 dollars in the health care system

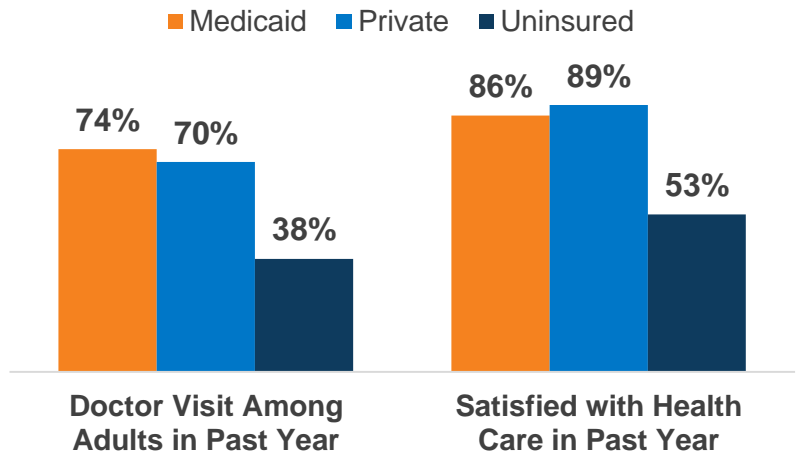
\$\$\$

>1 in 3 dollars to safety-net hospitals and health centers

\$\$

1 in 2 dollars on long-term care

National Access & Satisfaction Measures



Governor

(No 2018 Election)

Current:
Eric Holcomb (R)

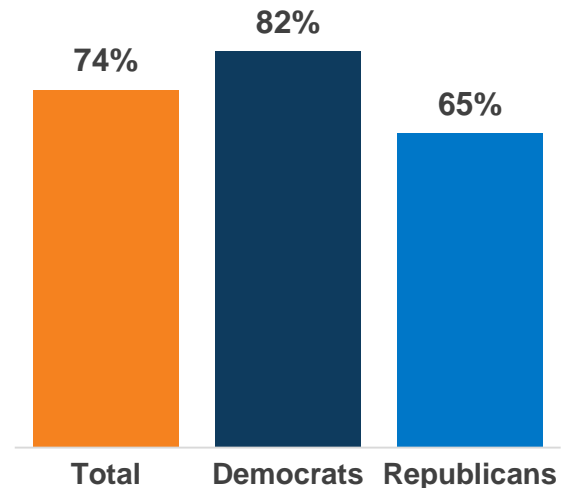
US Senate

Joe Donnelly (D) (2018)
Todd Young (R) (2022)

US Congress

of Representatives: 9
Party: 2-D, 7-R

National Share of Those that Hold Favorable Views of Medicaid



IN State Legislature Party Affiliation

