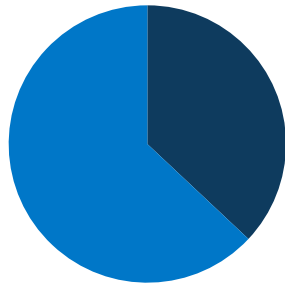
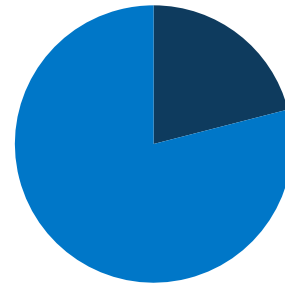


**4.4 million**  
total KY population



**37%**  
of KY population is low-income (<200% FPL)



**21%**  
of KY population is covered by Medicaid/CHIP

## KY Expansion

Status:

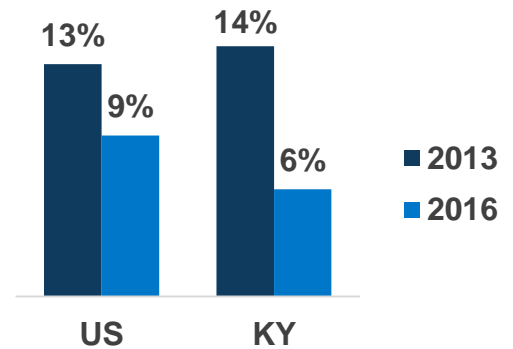
*Adopted*

Adults in Expansion Group:

**462,000**



## Uninsured Rates



## In KY, Medicaid Covers:



1 in 6 adults, ages 19-64



2 in 5 children



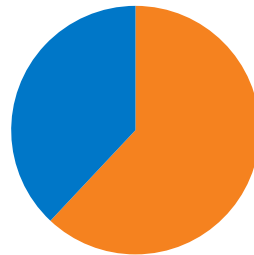
2 in 3 nursing home residents



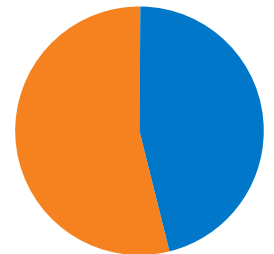
1 in 2 individuals with disabilities



1 in 5 Medicare beneficiaries



**62%**  
of adult Medicaid enrollees are working in KY

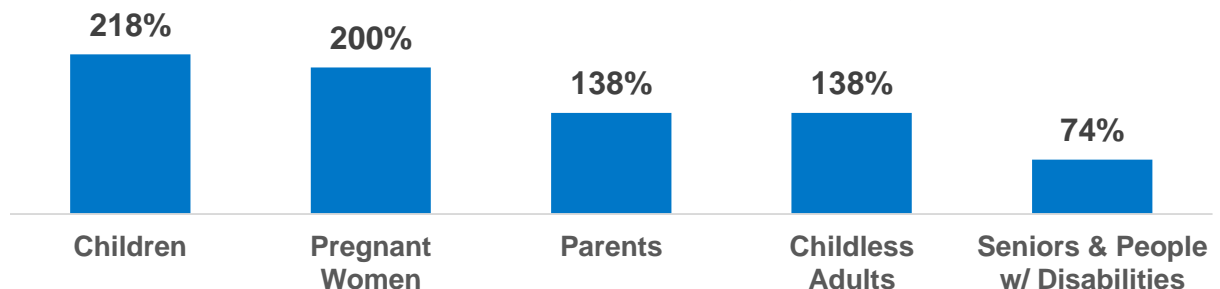


**54%**  
of children with special health care needs are covered by Medicaid in KY

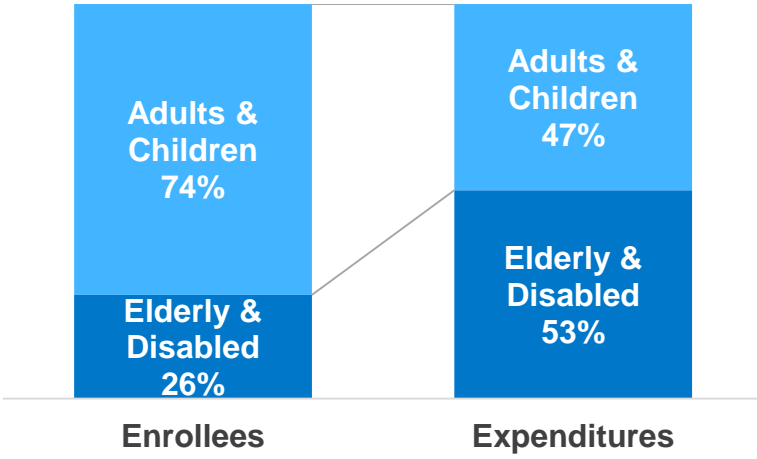
100% of FPL: \$20,780 for a family of three; \$12,140 for an individual

## KY Median Eligibility Levels

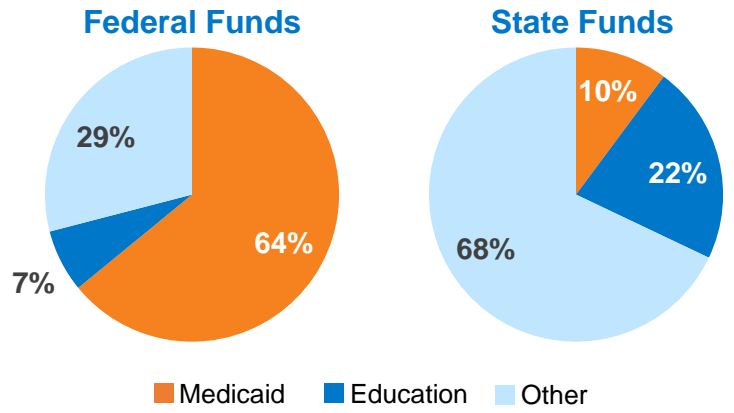
(as a % of FPL)



## KY Medicaid Enrollees & Expenditures



## Distribution of KY Spending by Fund & Category



## Nationally Medicaid Pays For:

\$\$\$\$\$\$\$

1 in 6 dollars in the health care system

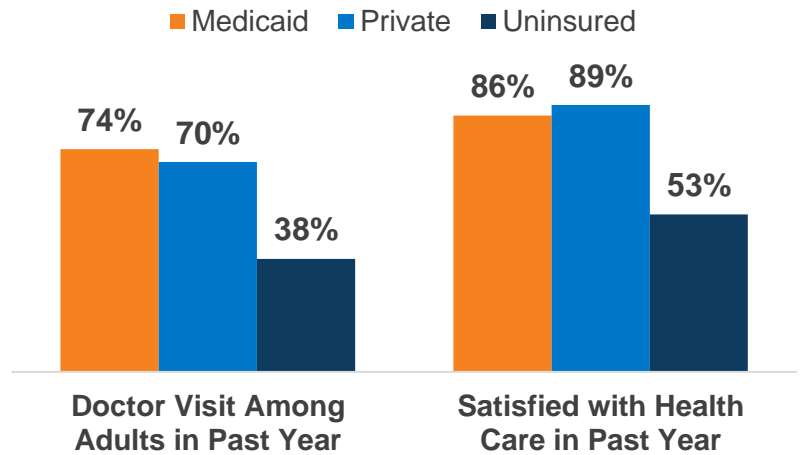
\$\$\$

>1 in 3 dollars to safety-net hospitals and health centers

\$\$

1 in 2 dollars on long-term care

## National Access & Satisfaction Measures



### Governor

(No 2018 Election)

Current:  
Matt Bevin (R)

### US Senate

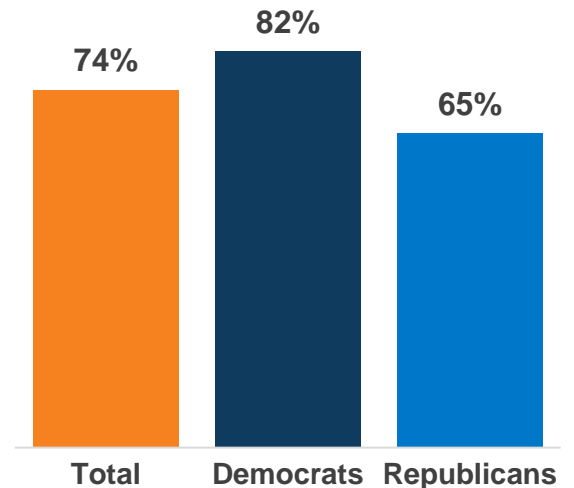
(No 2018 Election)

Mitch McConnell (R) (2020)  
Rand Paul (R) (2022)

### US Congress

# of Representatives: 6  
Party: 1-D, 5-R

## National Share of Those that Hold Favorable Views of Medicaid



## KY State Legislature Party Affiliation

