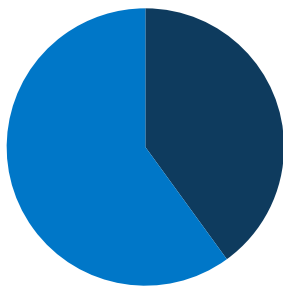
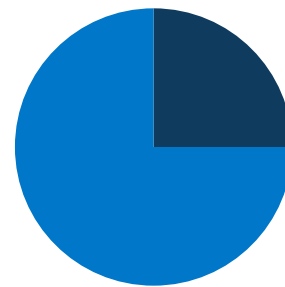


**4.6 million**  
total LA population



**40%**  
of LA population is low-income (<200% FPL)



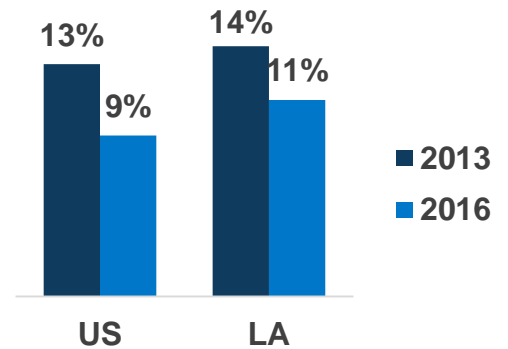
**25%**  
of LA population is covered by Medicaid/CHIP

**LA Expansion Status:**  
*Adopted*

**Adults in Expansion Group:**  
**324,000**



## Uninsured Rates



## In LA, Medicaid Covers:



**1 in 5 adults, ages 19-64**



**1 in 2 children**



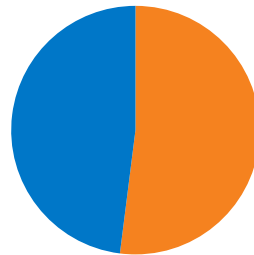
**3 in 4 nursing home residents**



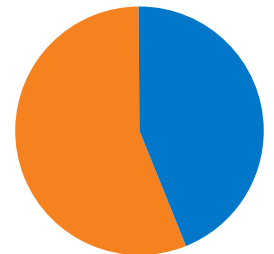
**1 in 2 individuals with disabilities**



**1 in 4 Medicare beneficiaries**



**52%**  
of adult Medicaid enrollees are working in LA

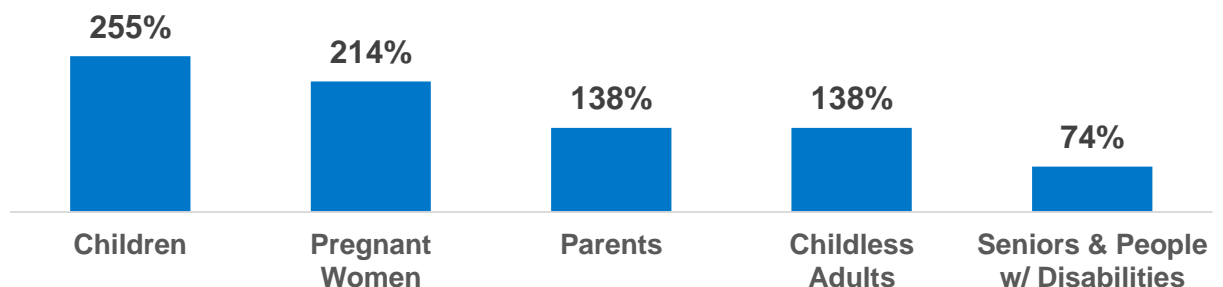


**56%**  
of children with special health care needs are covered by Medicaid in LA

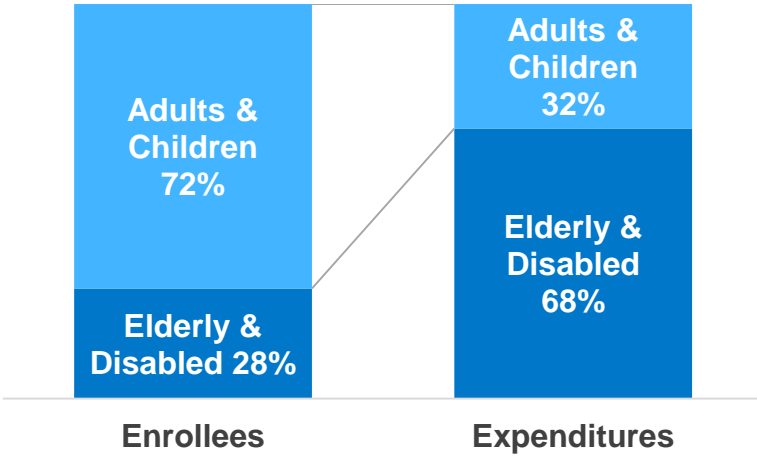
100% of FPL: \$20,780 for a family of three; \$12,140 for an individual

## LA Median Eligibility Levels

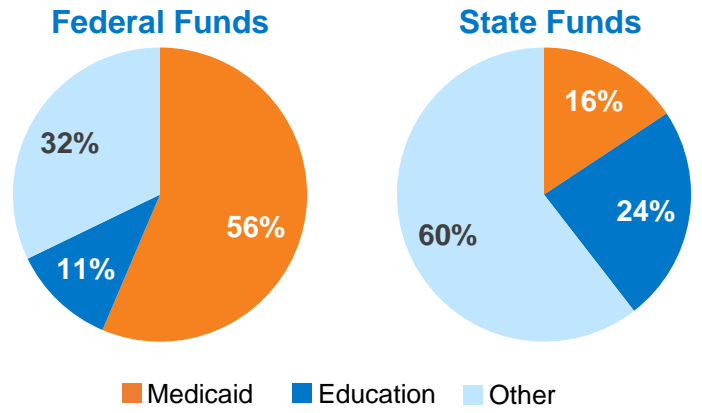
(as a % of FPL)



## LA Medicaid Enrollees & Expenditures



## Distribution of LA Spending by Fund & Category



## Nationally Medicaid Pays For:

**\$\$\$\$\$\$\$**

1 in 6 dollars in the health care system

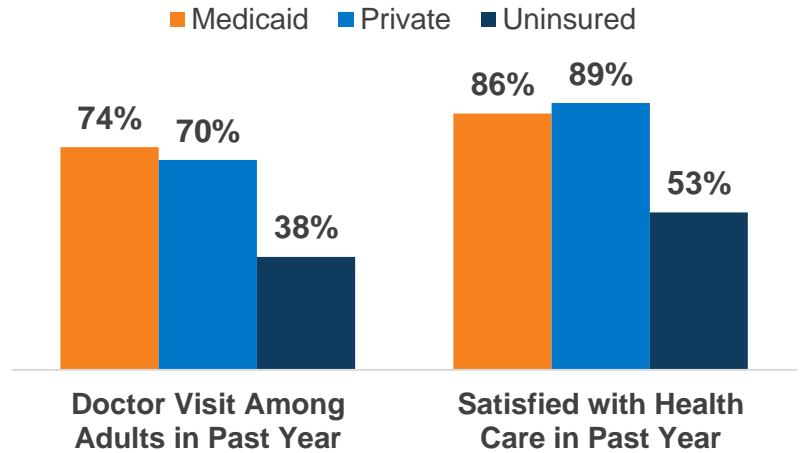
**\$\$\$**

>1 in 3 dollars to safety-net hospitals and health centers

**\$\$**

1 in 2 dollars on long-term care

## National Access & Satisfaction Measures



**Governor**  
(No 2018 Election)

Current:  
John Bel Edwards (D)

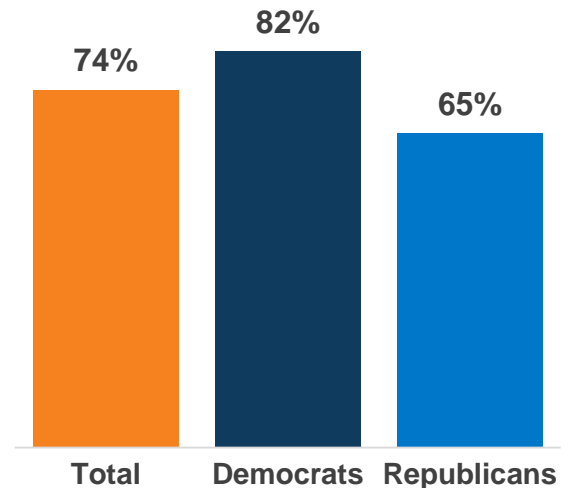
**US Senate**  
(No 2018 Election)

Bill Cassidy (R) (2020)  
John Kennedy (R) (2022)

**US Congress**

# of Representatives: 6  
Party: 1-D, 5-R

## National Share of Those that Hold Favorable Views of Medicaid



## LA State Legislature Party Affiliation

