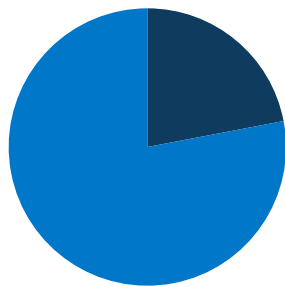
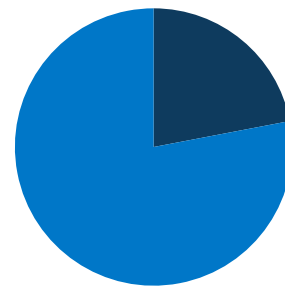


6.8 million
total MA population



22%
of MA population is low-income (<200% FPL)

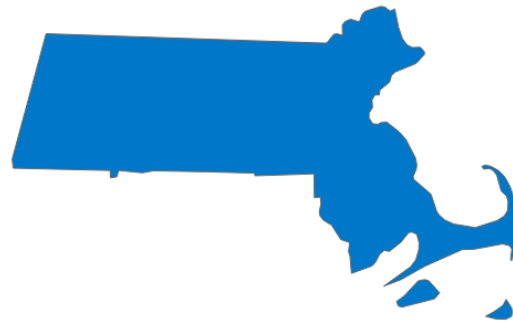


22%
of MA population is covered by Medicaid/CHIP

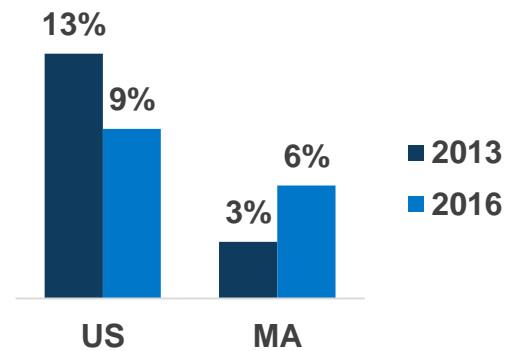
MA Expansion

Status:
Adopted

Adults in Expansion Group:
398,000



Uninsured Rates



In MA, Medicaid Covers:



1 in 5 adults, ages 19-64



1 in 3 children



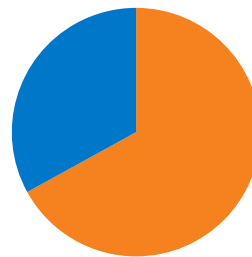
5 in 8 nursing home residents



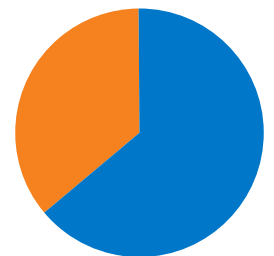
4 in 7 individuals with disabilities



1 in 4 Medicare beneficiaries



67%
of adult Medicaid enrollees are working in MA

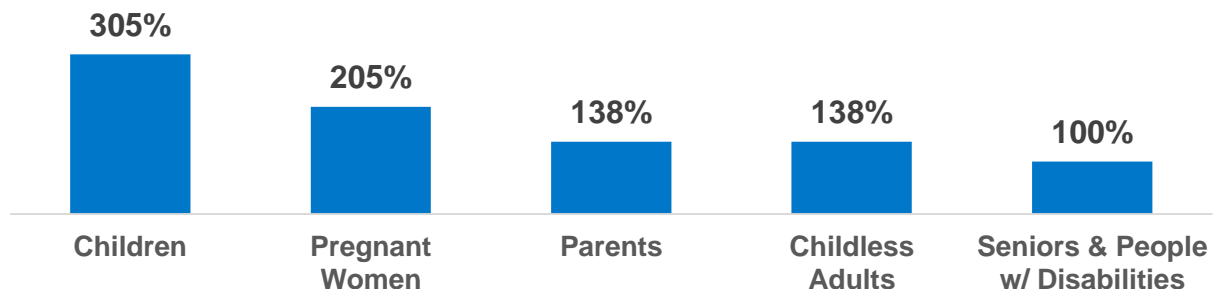


36%
of children with special health care needs are covered by Medicaid in MA

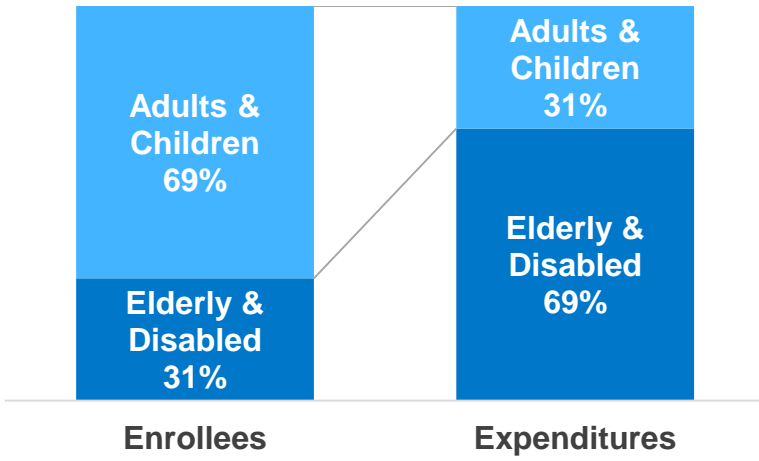
100% of FPL: \$20,780 for a family of three; \$12,140 for an individual

MA Median Eligibility Levels

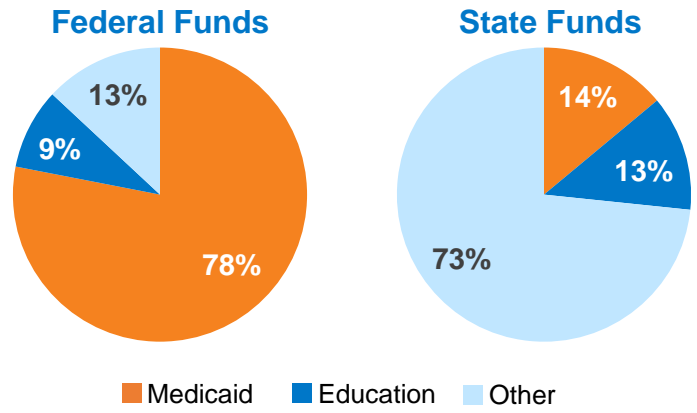
(as a % of FPL)



MA Medicaid Enrollees & Expenditures



Distribution of MA Spending by Fund & Category



Nationally Medicaid Pays For:

\$\$\$\$\$\$\$

1 in 6 dollars in the health care system

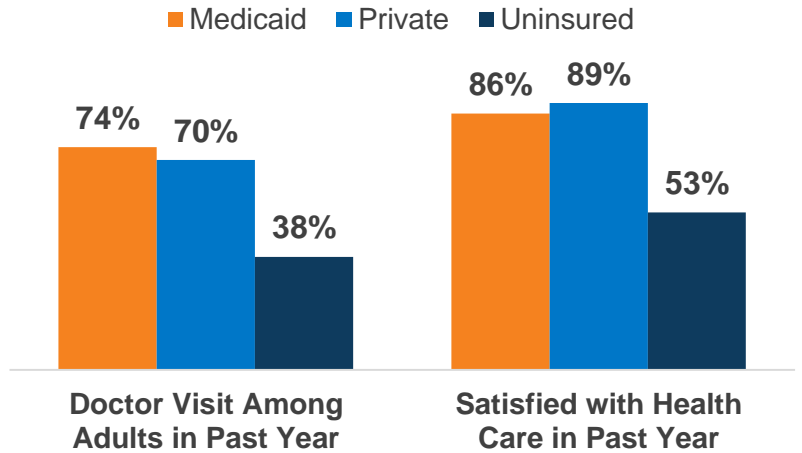
\$\$\$

>1 in 3 dollars to safety-net hospitals and health centers

\$\$

1 in 2 dollars on long-term care

National Access & Satisfaction Measures



Governor

Current:
Charlie Baker (R)
Open Race

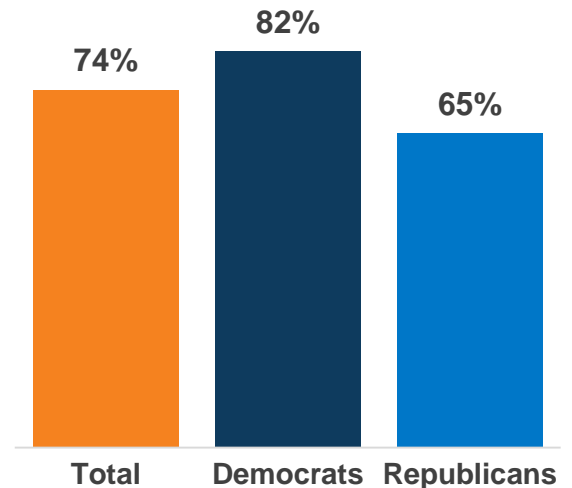
US Senate

Elizabeth Warren (D) (2018)
Ed Markey (D) (2020)

US Congress

of Representatives: 9
Party: 9-D

National Share of Those that Hold Favorable Views of Medicaid



MA State Legislature Party Affiliation

