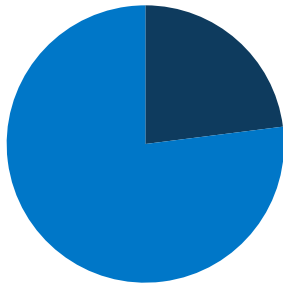
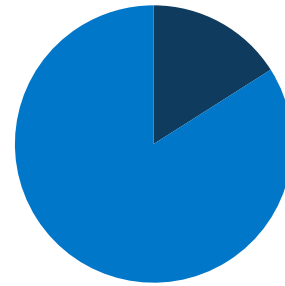


**5.9 million**  
total MD population



**23%**  
of MD population is low-income (<200% FPL)



**16%**  
of MD population is covered by Medicaid/CHIP

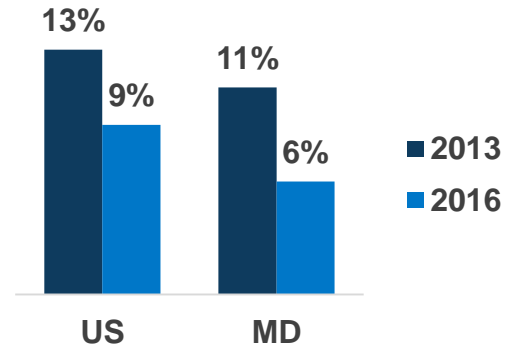
## MD Expansion

Status:  
*Adopted*

Adults in Expansion Group:  
**277,000**



## Uninsured Rates



## In MD, Medicaid Covers:



**1 in 8 adults,**  
ages 19-64



**3 in 10**  
children



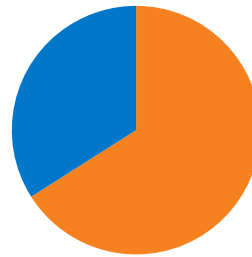
**5 in 8 nursing**  
home residents



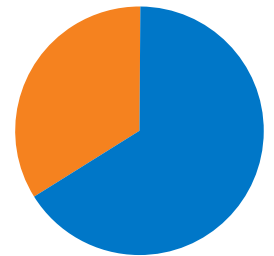
**4 in 9 individuals**  
with disabilities



**1 in 7 Medicare**  
beneficiaries



**66%**  
of adult Medicaid enrollees  
are working in MD

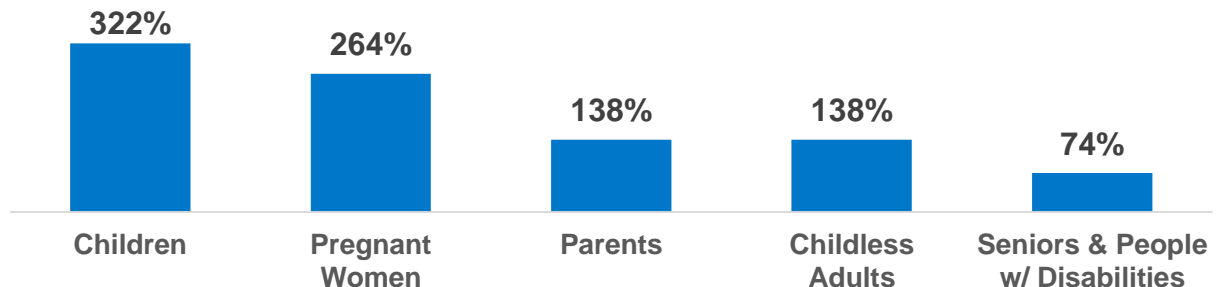


**34%**  
of children with special  
health care needs are  
covered by Medicaid in MD

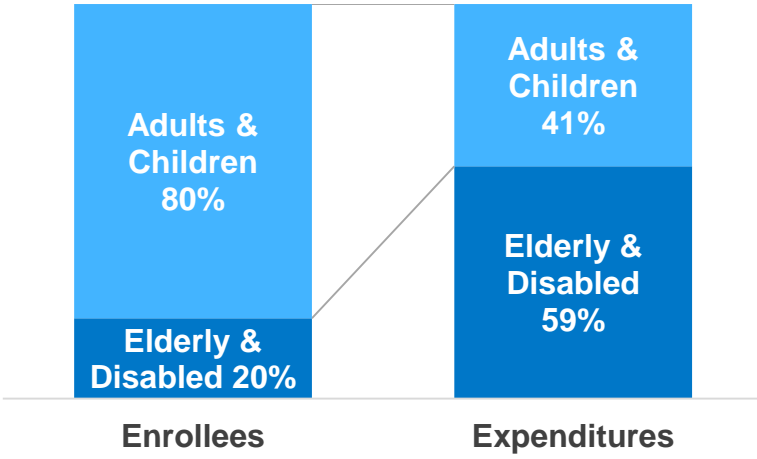
100% of FPL: \$20,780 for a family of three; \$12,140 for an individual

## MD Median Eligibility Levels

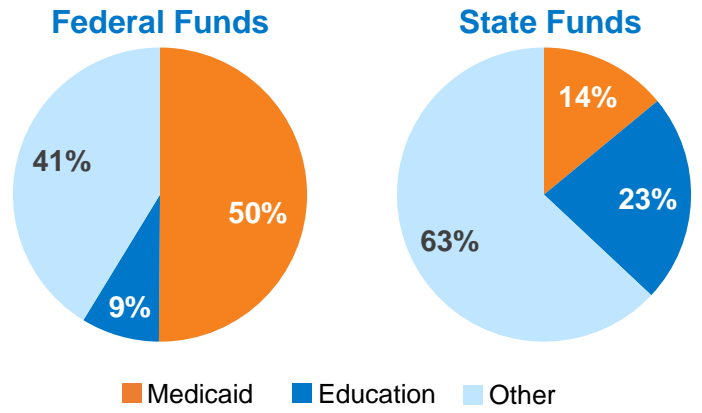
(as a % of FPL)



## MD Medicaid Enrollees & Expenditures



## Distribution of MD Spending by Fund & Category



## Nationally Medicaid Pays For:

\$\$\$\$\$\$\$

1 in 6 dollars in the health care system

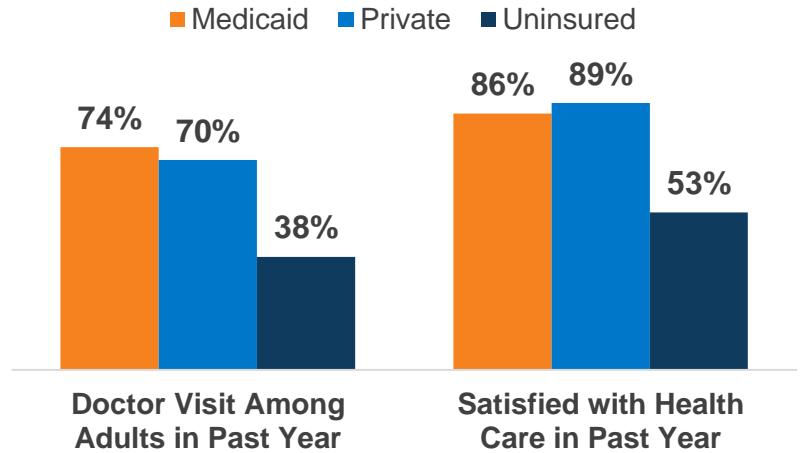
\$\$\$

>1 in 3 dollars to safety-net hospitals and health centers

\$\$

1 in 2 dollars on long-term care

## National Access & Satisfaction Measures



**Governor**

Current:  
Larry Hogan (R)  
Incumbent Running

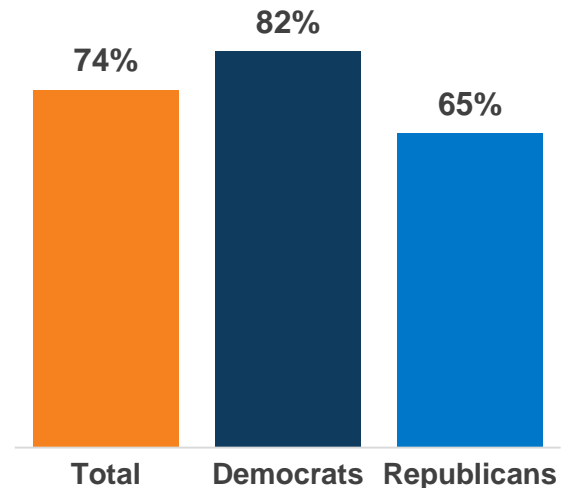
**US Senate**

Benjamin Cardin (D) (2018)  
Chris Van Hollen (D) (2022)

**US Congress**

# of Representatives: 8  
Party: 7-D, 1-R

## National Share of Those that Hold Favorable Views of Medicaid



## MD State Legislature Party Affiliation

