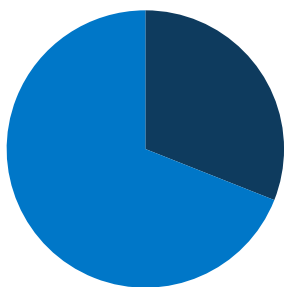
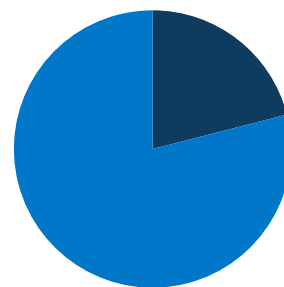


1.3 million
total ME population



31% of ME population is low-income (<200% FPL)



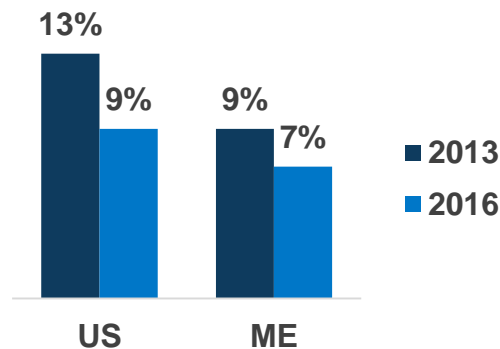
21% of ME population is covered by Medicaid/CHIP

ME Expansion Status: *Adopted*

Estimated to Gain Coverage:
71,500



Uninsured Rates



In ME, Medicaid Covers:



1 in 6 adults, ages 19-64



4 in 9 children



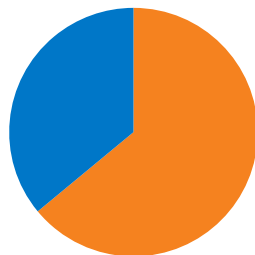
2 in 3 nursing home residents



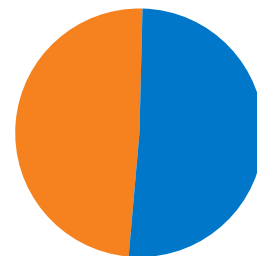
4 in 7 individuals with disabilities



2 in 7 Medicare beneficiaries



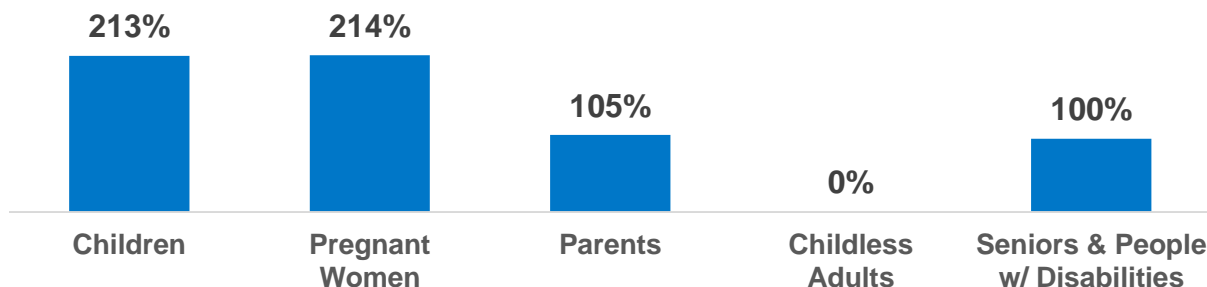
64% of adult Medicaid enrollees are working in ME



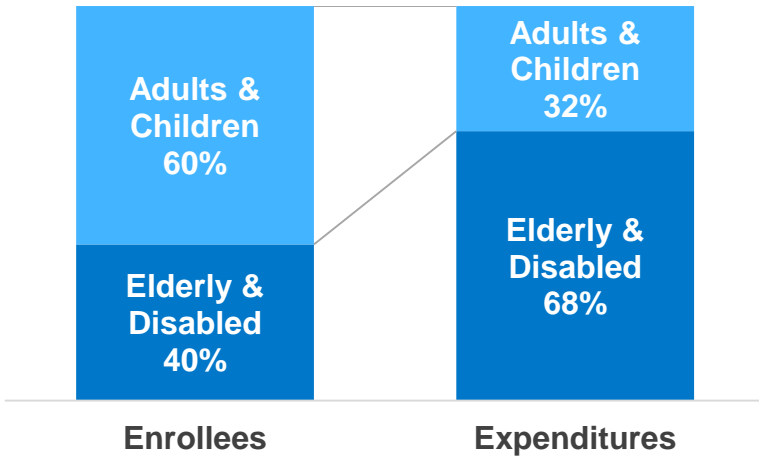
49% of children with special health care needs are covered by Medicaid in ME

100% of FPL: \$20,780 for a family of three; \$12,140 for an individual

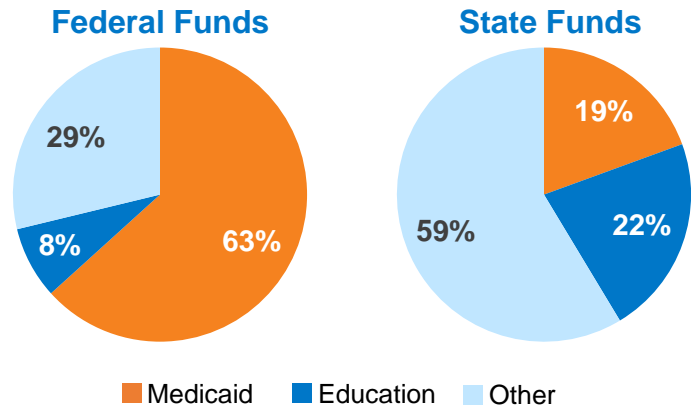
ME Median Eligibility Levels (as a % of FPL)



ME Medicaid Enrollees & Expenditures



Distribution of ME Spending by Fund & Category



Nationally Medicaid Pays For:

\$\$\$\$\$\$\$

1 in 6 dollars in the health care system

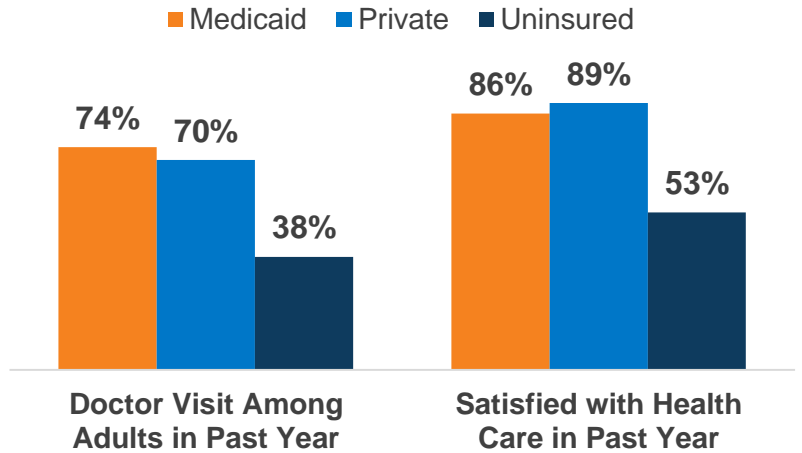
\$\$\$

>1 in 3 dollars to safety-net hospitals and health centers

\$\$

1 in 2 dollars on long-term care

National Access & Satisfaction Measures



Governor

Current:
Paul LePage (R)
Open Race

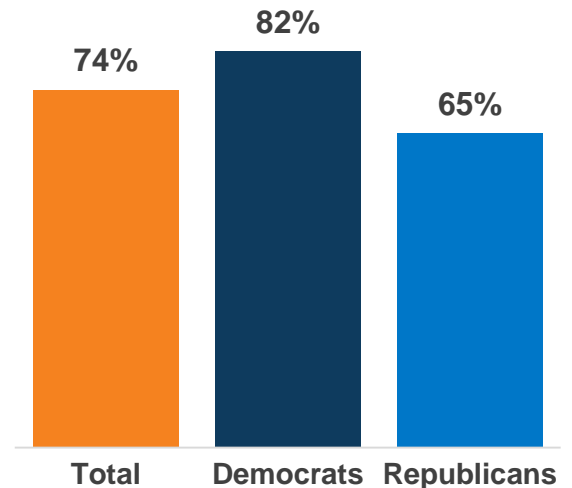
US Senate

Susan Collins (R) (2020)
Angus King (I) (2018)

US Congress

of Representatives: 2
Party: 1-D, 1-R

National Share of Those that Hold Favorable Views of Medicaid



ME State Legislature Party Affiliation

