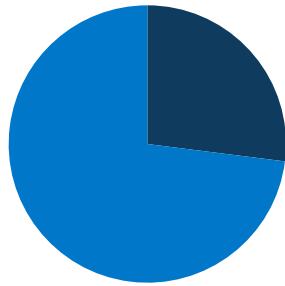
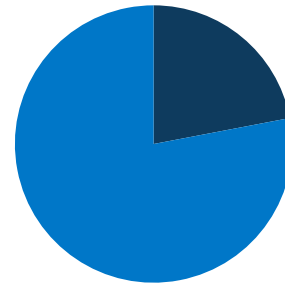


9.9 million
total MI population



27%
of MI population is low-income (<200% FPL)



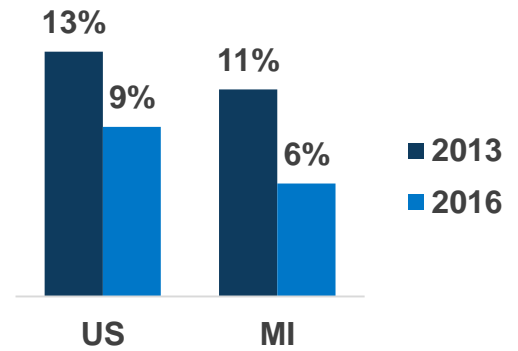
22%
of MI population is covered by Medicaid/CHIP

MI Expansion Status:
Adopted

Adults in Expansion Group:
637,000



Uninsured Rates



In MI, Medicaid Covers:



1 in 5 adults, ages 19-64



2 in 5 children



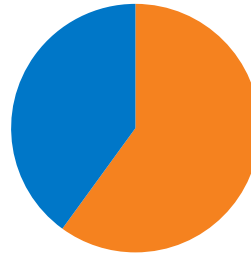
3 in 5 nursing home residents



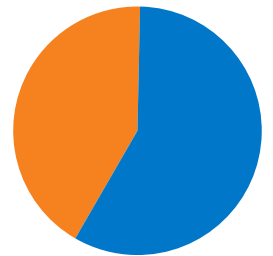
1 in 2 individuals with disabilities



1 in 7 Medicare beneficiaries



60%
of adult Medicaid enrollees are working in MI

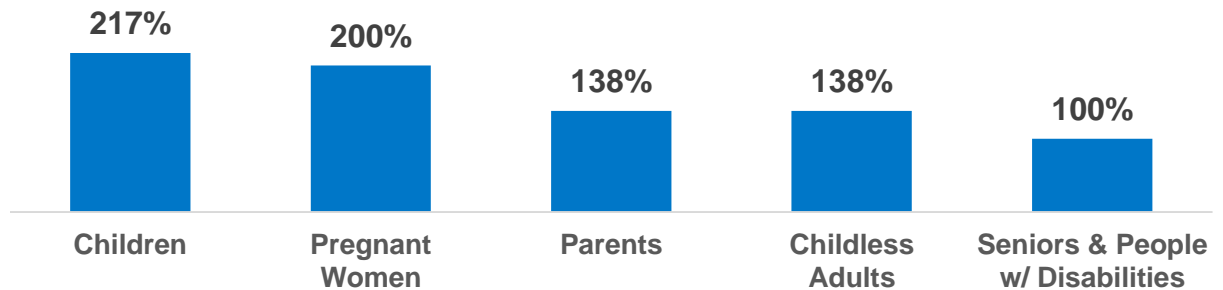


42%
of children with special health care needs are covered by Medicaid in MI

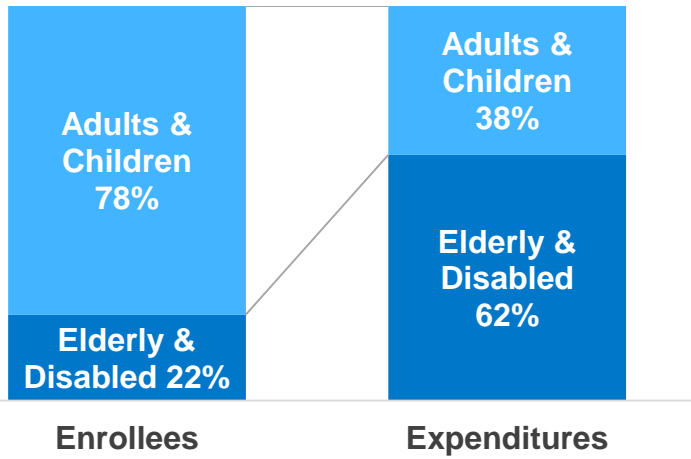
100% of FPL: \$20,780 for a family of three; \$12,140 for an individual

MI Median Eligibility Levels

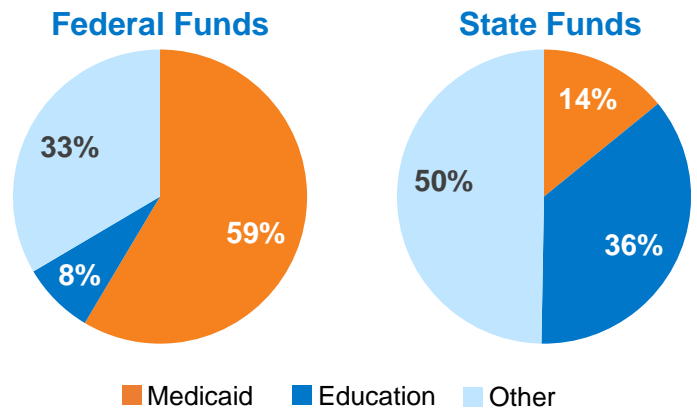
(as a % of FPL)



MI Medicaid Enrollees & Expenditures



Distribution of MI Spending by Fund & Category



Nationally Medicaid Pays For:

\$\$\$\$\$\$\$

1 in 6 dollars in the health care system

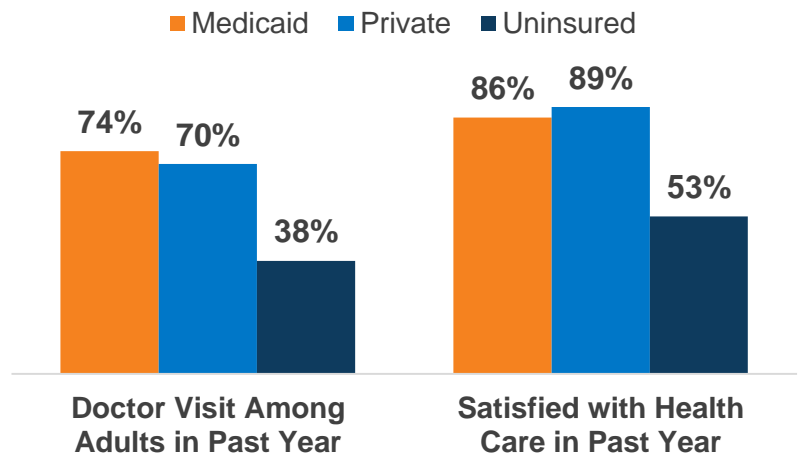
\$\$\$

>1 in 3 dollars to safety-net hospitals and health centers

\$\$

1 in 2 dollars on long-term care

National Access & Satisfaction Measures



Governor

Current:
Rick Snyder (R)
Open Race

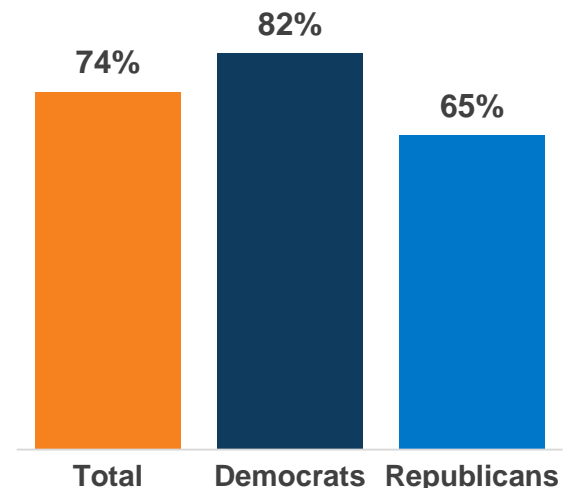
US Senate

Debbie Stabenow (D) (2018)
Gary Peters (D) (2020)

US Congress

of Representatives: 14
Party: 4-D, 9-R, 1-Vacancy

National Share of Those that Hold Favorable Views of Medicaid



MI State Legislature Party Affiliation

