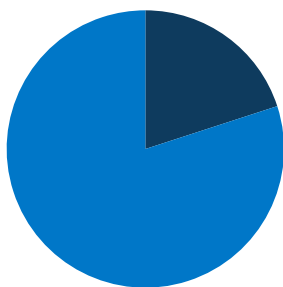
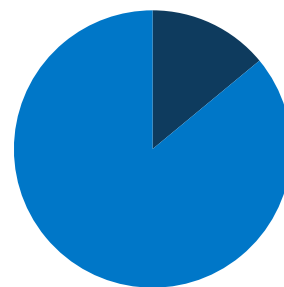


5.4 million
total MN population



20% of MN population is low-income (<200% FPL)



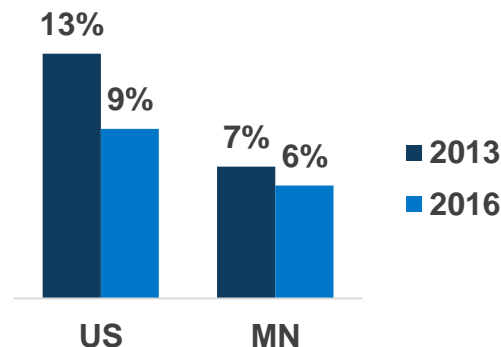
14% of MN population is covered by Medicaid/CHIP

MN Expansion Status:
Adopted

Adults in Expansion Group:
223,000



Uninsured Rates



In MN, Medicaid Covers:

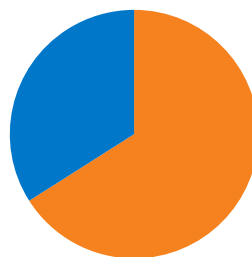
1 in 8 adults, ages 19-64

1 in 4 children

1 in 2 nursing home residents

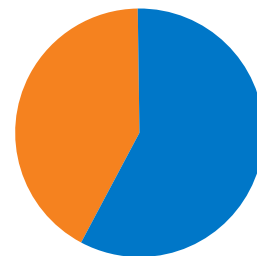
4 in 9 individuals with disabilities

1 in 7 Medicare beneficiaries



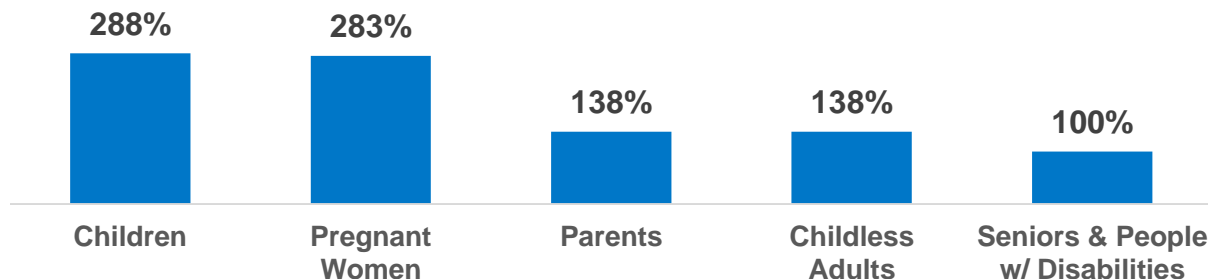
66% of adult Medicaid enrollees are working in MN

42% of children with special health care needs are covered by Medicaid in MN

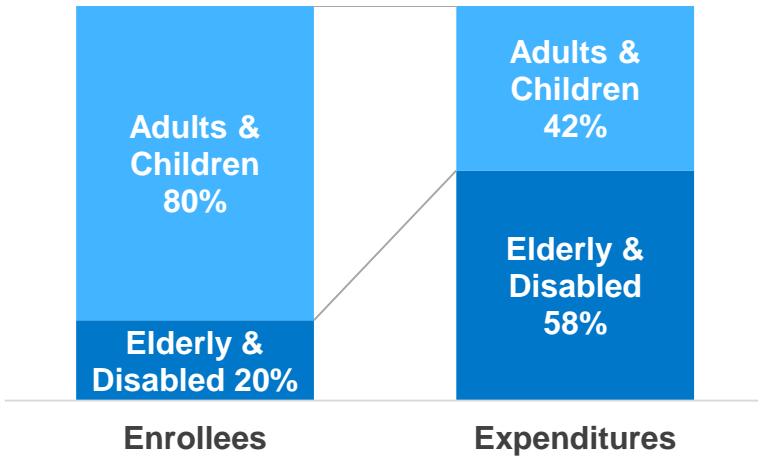


100% of FPL: \$20,780 for a family of three; \$12,140 for an individual

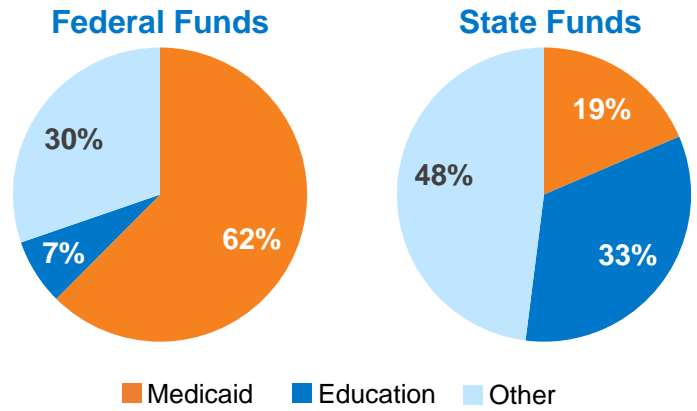
MN Median Eligibility Levels
(as a % of FPL)



MN Medicaid Enrollees & Expenditures



Distribution of MN Spending by Fund & Category



Nationally Medicaid Pays For:

\$\$\$\$\$\$\$

1 in 6 dollars in the health care system

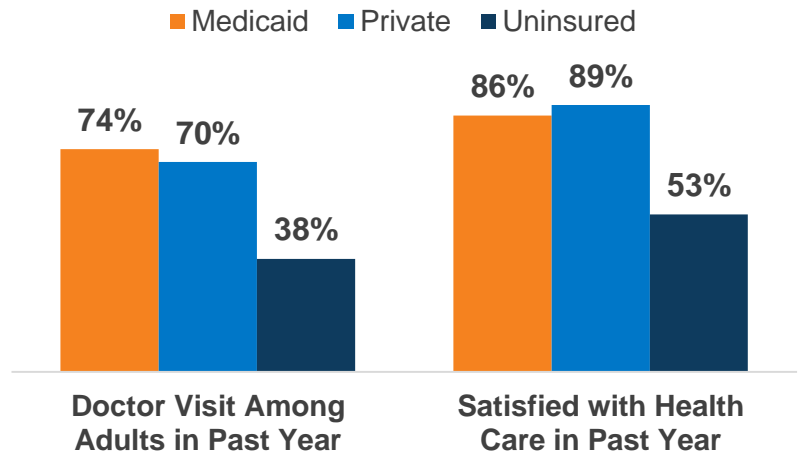
\$\$\$

>1 in 3 dollars to safety-net hospitals and health centers

\$\$

1 in 2 dollars on long-term care

National Access & Satisfaction Measures



Governor

Current:
Mark Dayton (D)
Open Race

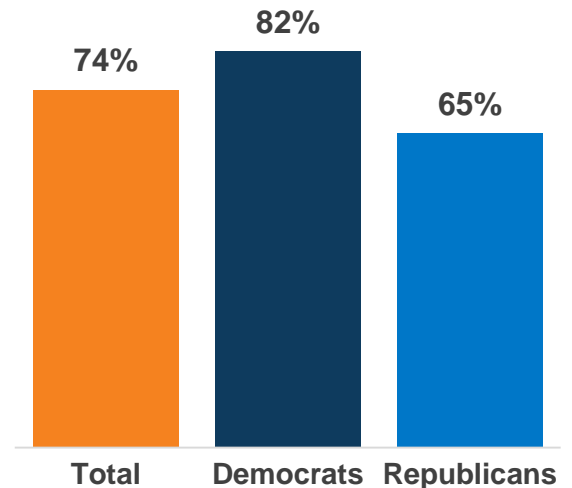
US Senate

Amy Klobuchar (D) (2018)
Tina Smith (D) (2018)

US Congress

of Representatives: 8
Party: 5-D, 3-R

National Share of Those that Hold Favorable Views of Medicaid



MN State Legislature Party Affiliation

