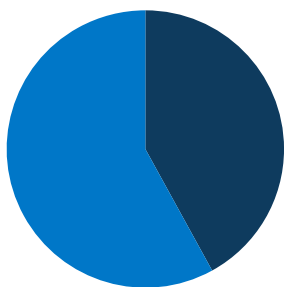
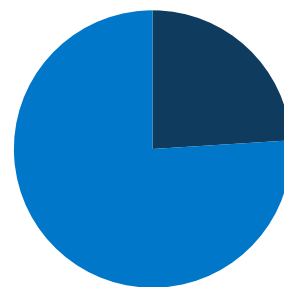


2.9 million
total MS population



42%
of MS population is low-income (<200% FPL)



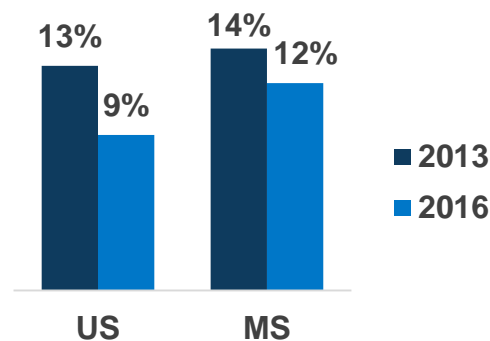
24%
of MS population is covered by Medicaid/CHIP

MS Expansion Status:
Not Adopted

Adults in Coverage Gap:
99,000



Uninsured Rates



In MS, Medicaid Covers:

1 in 7 adults, ages 19-64

1 in 2 children

3 in 4 nursing home residents

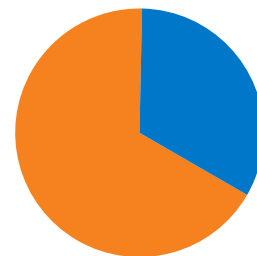
4 in 9 individuals with disabilities

2 in 7 Medicare beneficiaries



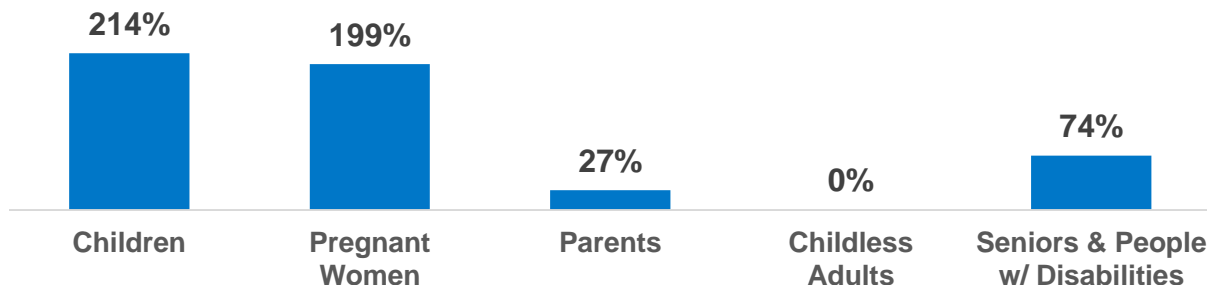
47%
of adult Medicaid enrollees are working in MS

67%
of children with special health care needs are covered by Medicaid in MS

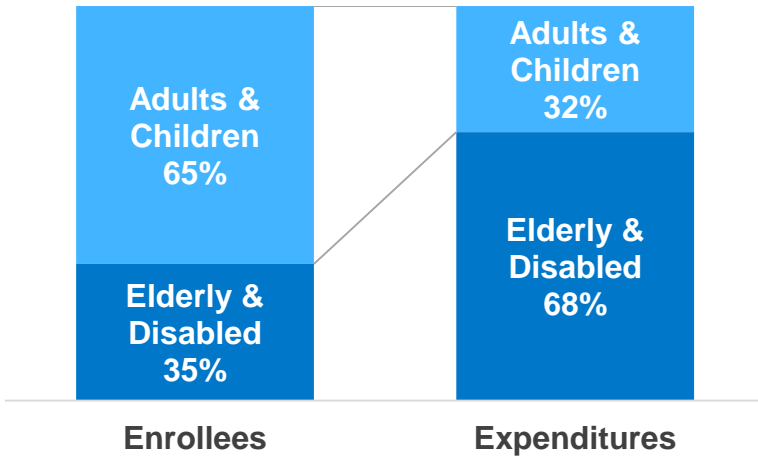


100% of FPL: \$20,780 for a family of three; \$12,140 for an individual

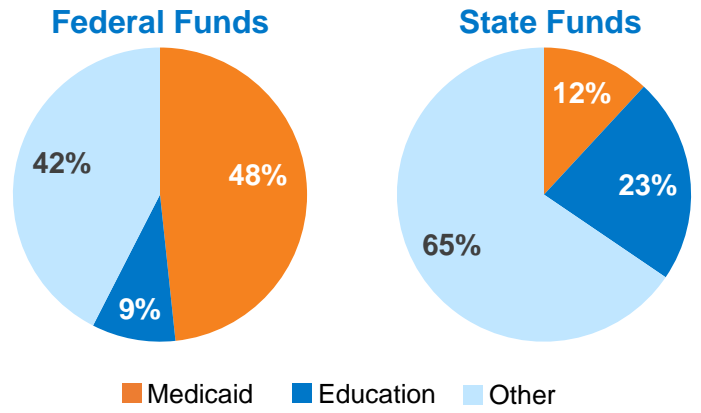
MS Median Eligibility Levels
(as a % of FPL)



MS Medicaid Enrollees & Expenditures



Distribution of MS Spending by Fund & Category



Nationally Medicaid Pays For:

\$\$\$\$\$\$\$

1 in 6 dollars in the health care system

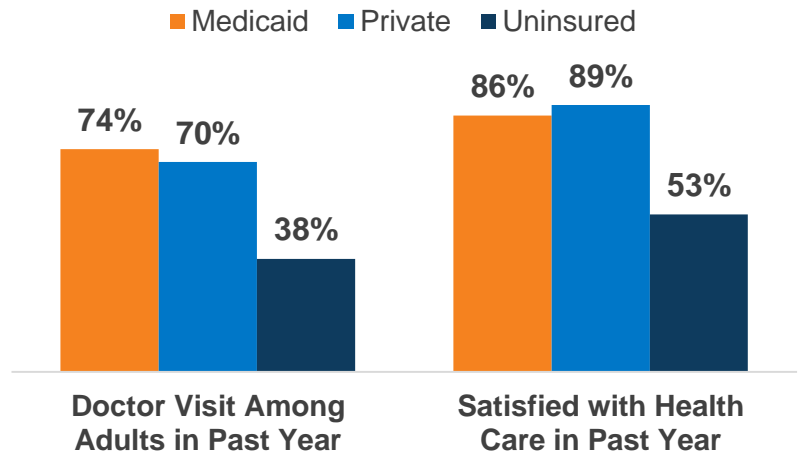
\$\$\$

>1 in 3 dollars to safety-net hospitals and health centers

\$\$

1 in 2 dollars on long-term care

National Access & Satisfaction Measures



Governor
(No 2018 Election)

Current:
Phil Bryant (R)

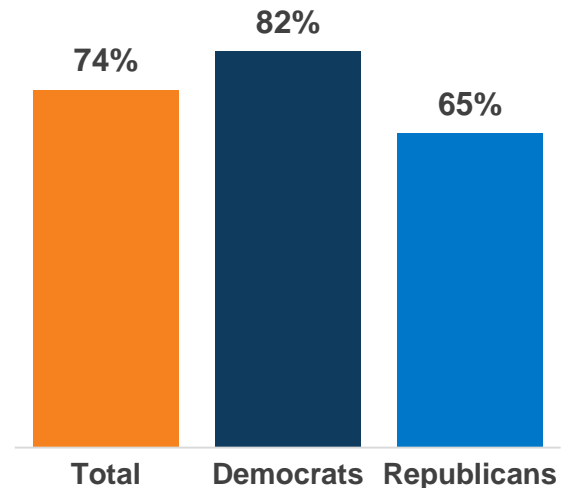
US Senate

Roger Wicker (R) (2018)
Cindy Hyde-Smith (R) (2018)

US Congress

of Representatives: 4
Party: 1-D, 3-R

National Share of Those that Hold Favorable Views of Medicaid



MS State Legislature Party Affiliation

