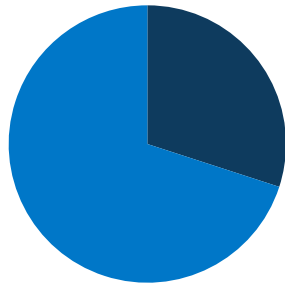
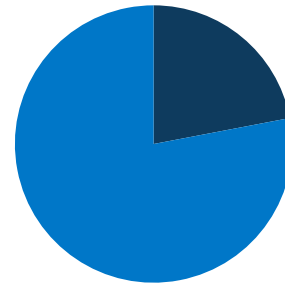


1.0 million
total MT population



30% of MT population is low-income (<200% FPL)



22% of MT population is covered by Medicaid/CHIP

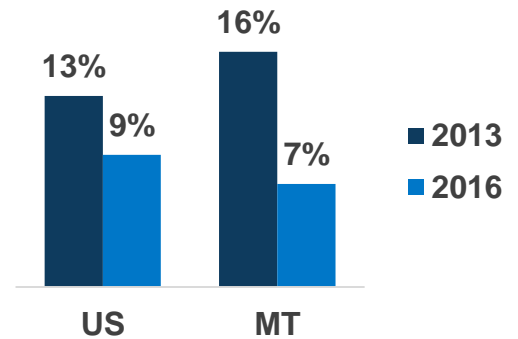
MT Expansion

Status:
Adopted

Adults in Expansion Group:
58,000



Uninsured Rates



In MT, Medicaid Covers:



1 in 6 adults,
ages 19-64



4 in 9 children



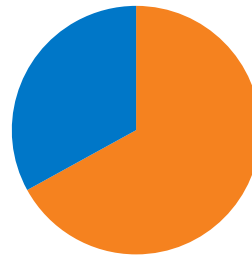
3 in 5 nursing home residents



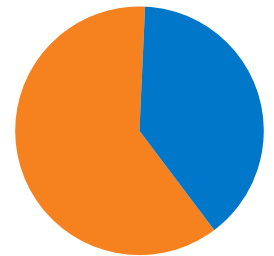
1 in 2 individuals with disabilities



1 in 8 Medicare beneficiaries



67% of adult Medicaid enrollees are working in MT

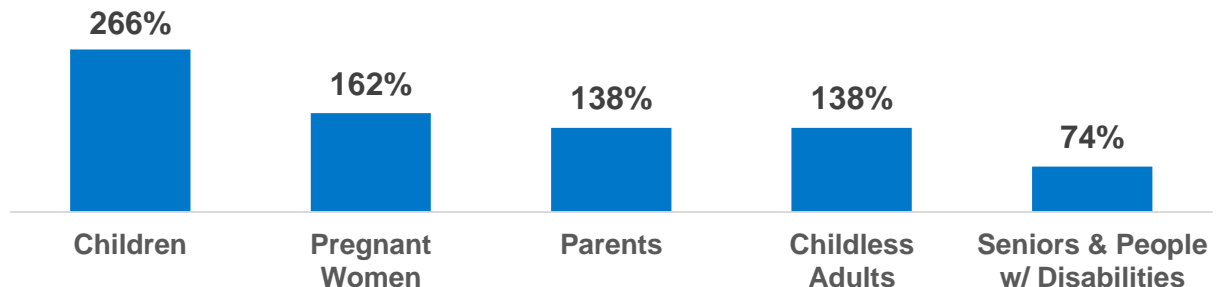


61% of children with special health care needs are covered by Medicaid in MT

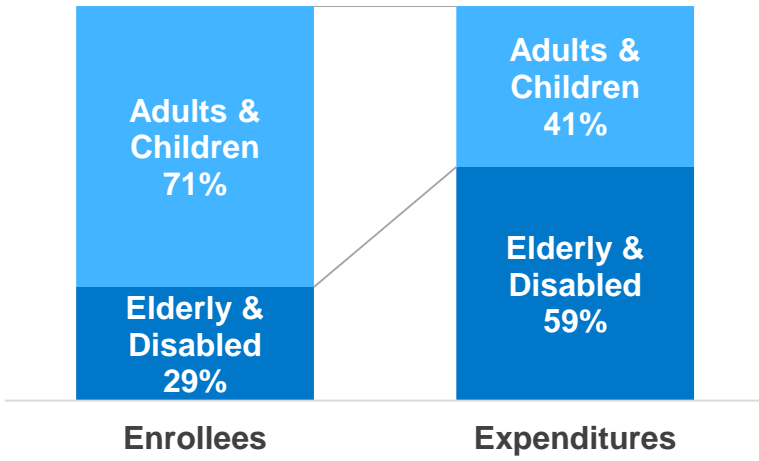
100% of FPL: \$20,780 for a family of three; \$12,140 for an individual

MT Median Eligibility Levels

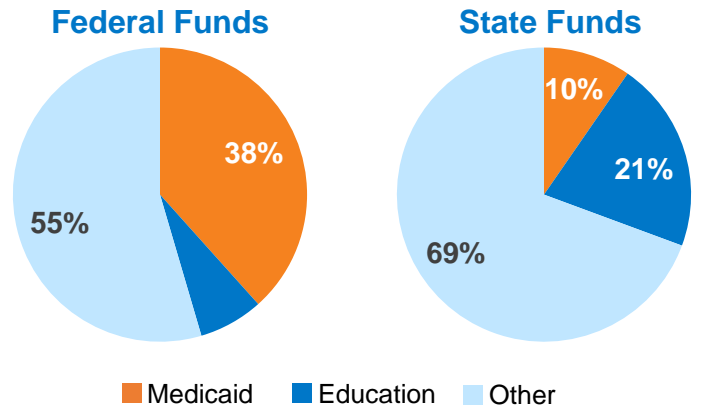
(as a % of FPL)



MT Medicaid Enrollees & Expenditures



Distribution of MT Spending by Fund & Category



Nationally Medicaid Pays For:

\$\$\$\$\$\$\$

1 in 6 dollars in the health care system

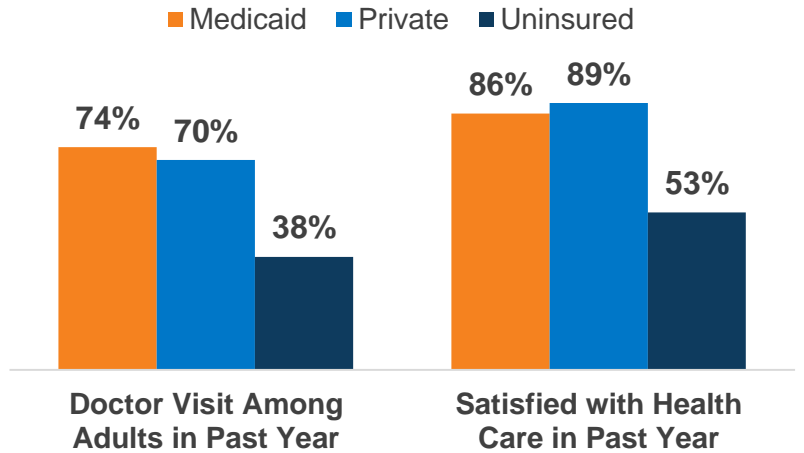
\$\$\$

>1 in 3 dollars to safety-net hospitals and health centers

\$\$

1 in 2 dollars on long-term care

National Access & Satisfaction Measures



Governor
(No 2018 Election)

Current:
Steve Bullock (D)

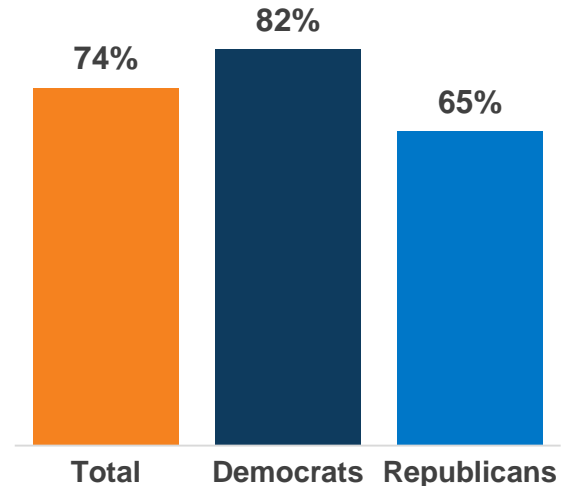
US Senate

Jon Tester (D) (2018)
Steve Daines (R) (2020)

US Congress

of Representatives: 1
Party: 1-R

National Share of Those that Hold Favorable Views of Medicaid



MT State Legislature Party Affiliation

