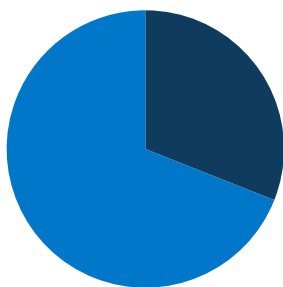
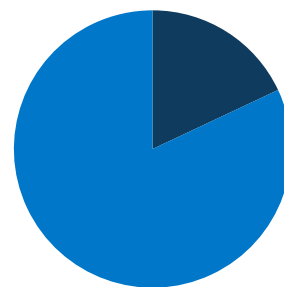


**10.1 million**  
total NC population



**31%**  
of NC population is low-income (<200% FPL)



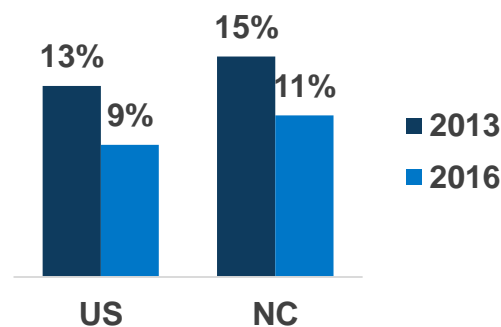
**18%**  
of NC population is covered by Medicaid/CHIP

**NC Expansion Status:**  
*Not Adopted*

**Adults in Coverage Gap:**  
**208,000**



## Uninsured Rates



## In NC, Medicaid Covers:



**1 in 8 adults, ages 19-64**



**2 in 5 children**



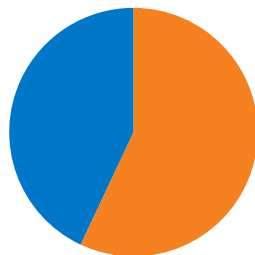
**5 in 8 nursing home residents**



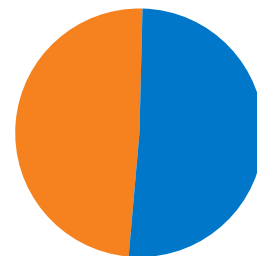
**3 in 8 individuals with disabilities**



**1 in 6 Medicare beneficiaries**



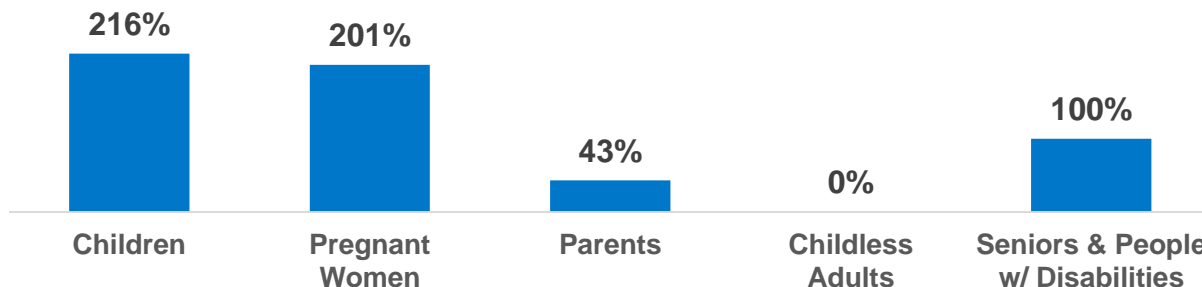
**57%**  
of adult Medicaid enrollees are working in NC



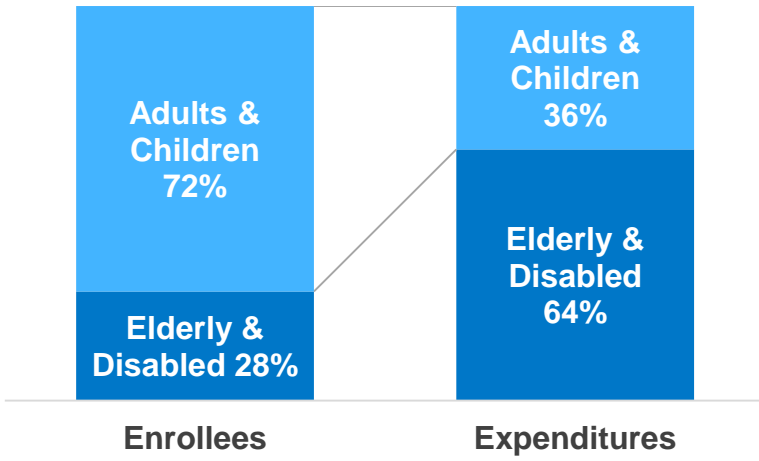
**49%**  
of children with special health care needs are covered by Medicaid in NC

100% of FPL: \$20,780 for a family of three; \$12,140 for an individual

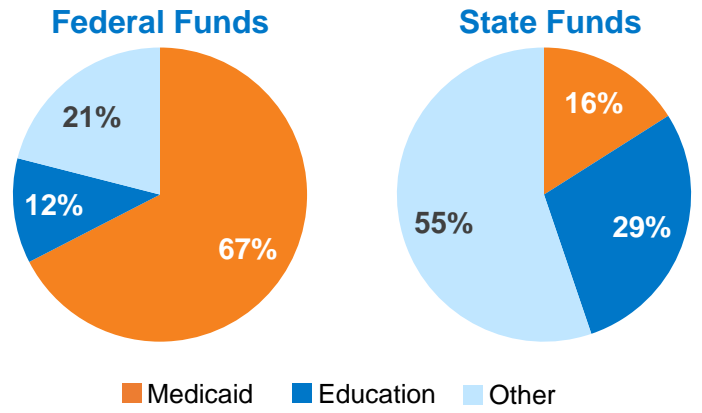
**NC Median Eligibility Levels**  
(as a % of FPL)



## NC Medicaid Enrollees & Expenditures



## Distribution of NC Spending by Fund & Category



## Nationally Medicaid Pays For:

**\$\$\$\$\$\$\$**

1 in 6 dollars in the health care system

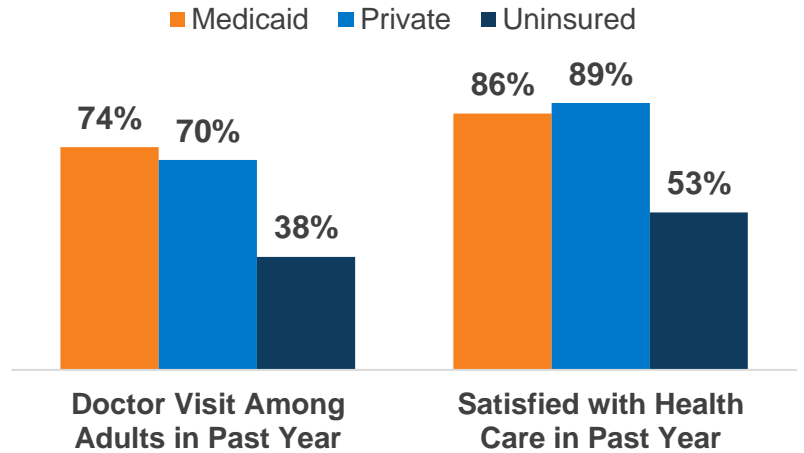
**\$\$\$**

>1 in 3 dollars to safety-net hospitals and health centers

**\$\$**

1 in 2 dollars on long-term care

## National Access & Satisfaction Measures



### Governor

(No 2018 Election)

Current:  
Roy Cooper (D)

### US Senate

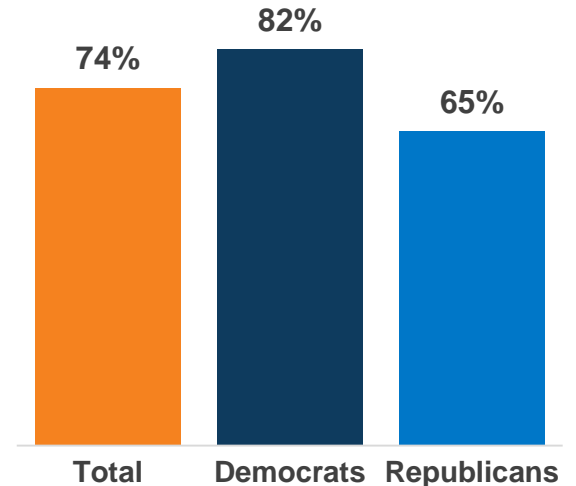
(No 2018 Election)

Richard Burr (R) (2022)  
Thom Tillis (R) (2020)

### US Congress

# of Representatives: 13  
Party: 3-D, 10-R

## National Share of Those that Hold Favorable Views of Medicaid



## NC State Legislature Party Affiliation

