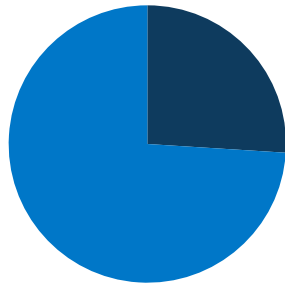
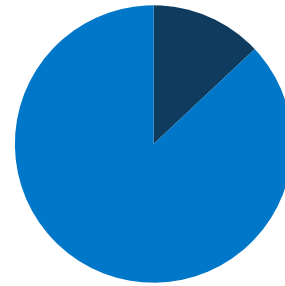


**1.9 million**  
total NE population



**26%**  
of NE population is low-income (<200% FPL)



**13%**  
of NE population is covered by Medicaid/CHIP

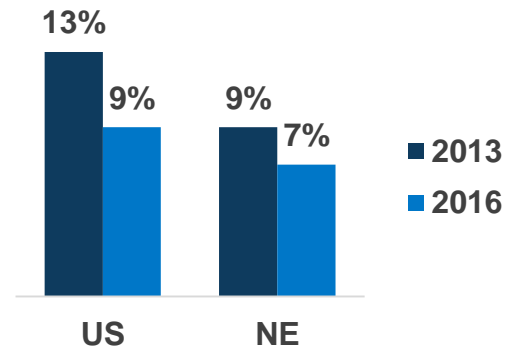
## NE Expansion Status:

**Not Adopted**

Adults in Coverage Gap:  
**16,000**



## Uninsured Rates



## In NE, Medicaid Covers:

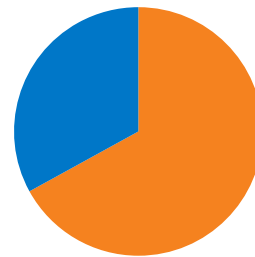
**1 in 12 adults, ages 19-64**

**3 in 10 children**

**1 in 2 nursing home residents**

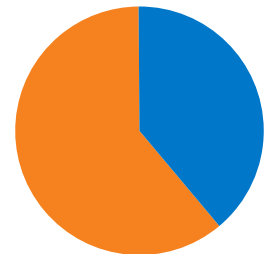
**1 in 3 individuals with disabilities**

**1 in 8 Medicare beneficiaries**



**59%**  
of adult Medicaid enrollees are working in NE

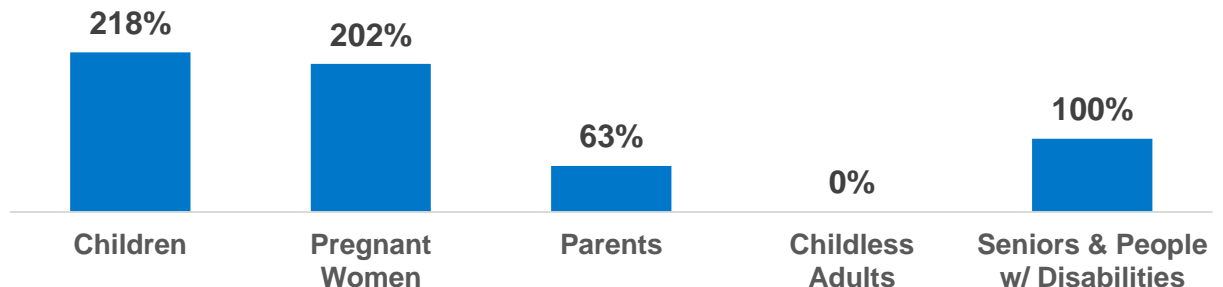
**33%**  
of children with special health care needs are covered by Medicaid in NE



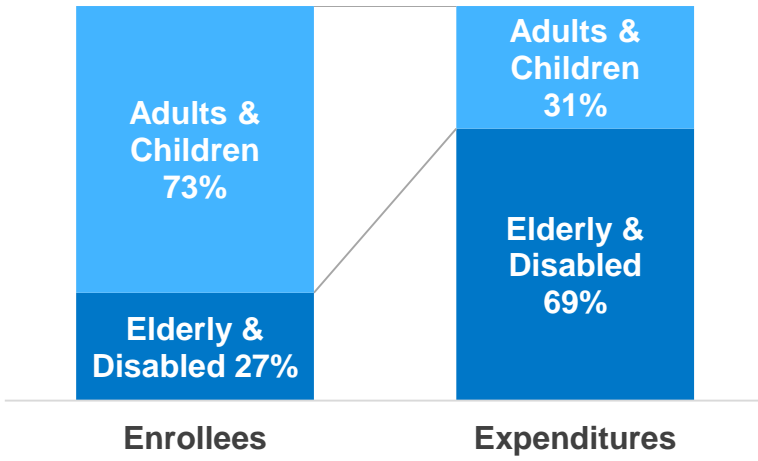
100% of FPL: \$20,780 for a family of three; \$12,140 for an individual

## NE Median Eligibility Levels

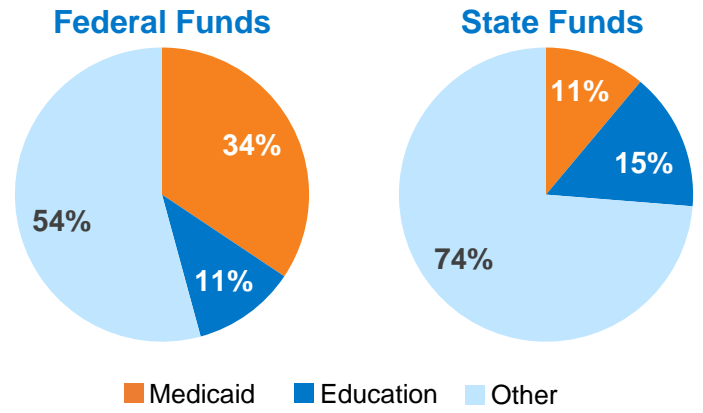
(as a % of FPL)



## NE Medicaid Enrollees & Expenditures



## Distribution of NE Spending by Fund & Category



## Nationally Medicaid Pays For:

\$\$\$\$\$\$\$

1 in 6 dollars in the health care system

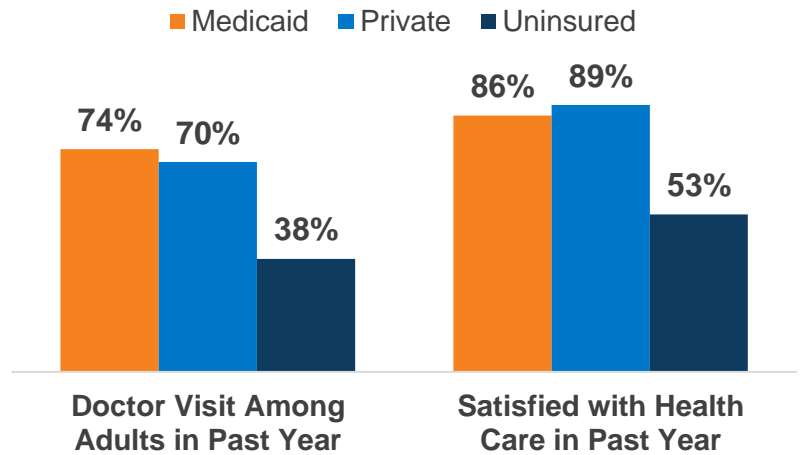
\$\$\$

>1 in 3 dollars to safety-net hospitals and health centers

\$\$

1 in 2 dollars on long-term care

## National Access & Satisfaction Measures



**Governor**

Current:  
Pete Ricketts (R)  
Incumbent Running

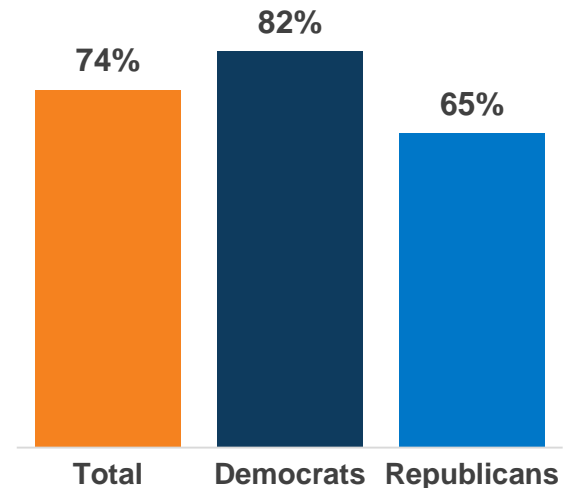
**US Senate**

Deb Fischer (R) (2018)  
Benjamin Sasse (R) (2020)

**US Congress**

# of Representatives: 3  
Party: 3-R

## National Share of Those that Hold Favorable Views of Medicaid



## NE State Legislature

Nebraska has a nonpartisan unicameral legislature

49 Legislative Districts



49 Senators  
(including Speaker of Legislature)