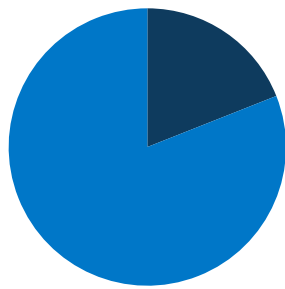
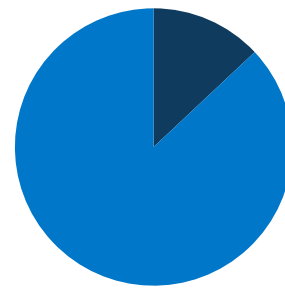


1.3 million
total NH population



19%
of NH
population is
low-income
(<200% FPL)



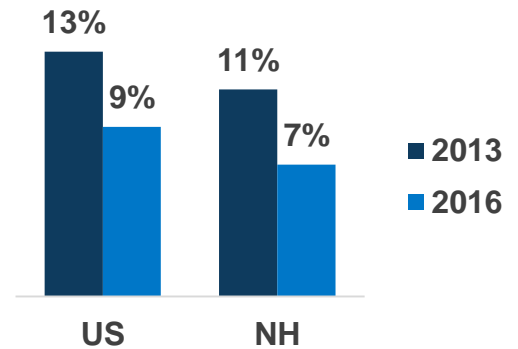
13%
of NH
population is
covered by
Medicaid/CHIP

**NH Expansion
Status:
Adopted**

**Adults in
Expansion Group:
54,000**



Uninsured Rates



In NH, Medicaid Covers:

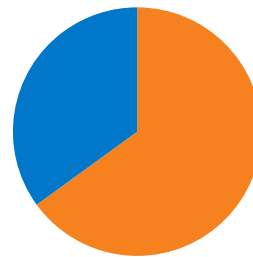
1 in 12 adults, ages 19-64

1 in 3 children

5 in 8 nursing home residents

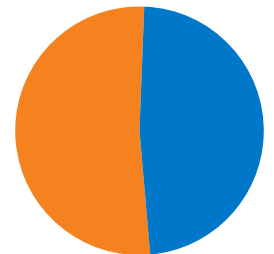
1 in 3 individuals with disabilities

1 in 8 Medicare beneficiaries



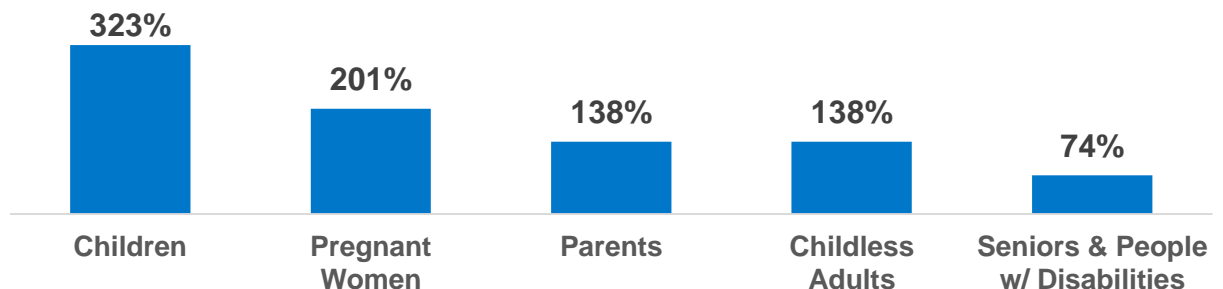
65%
of adult Medicaid enrollees are working in NH

37%
of children with special health care needs are covered by Medicaid in NH

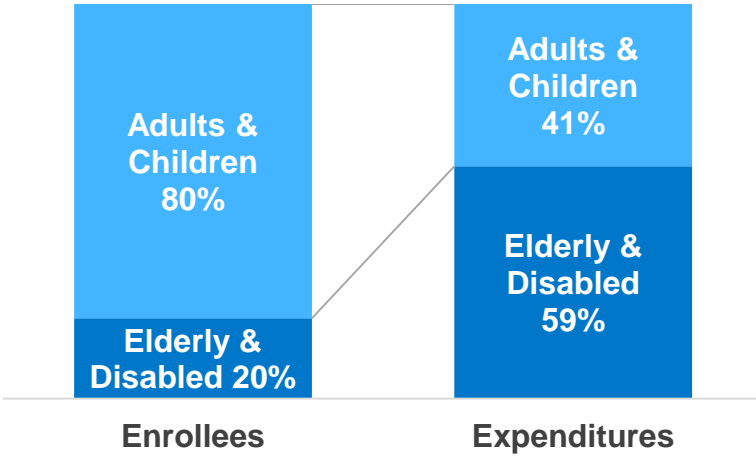


100% of FPL: \$20,780 for a family of three; \$12,140 for an individual

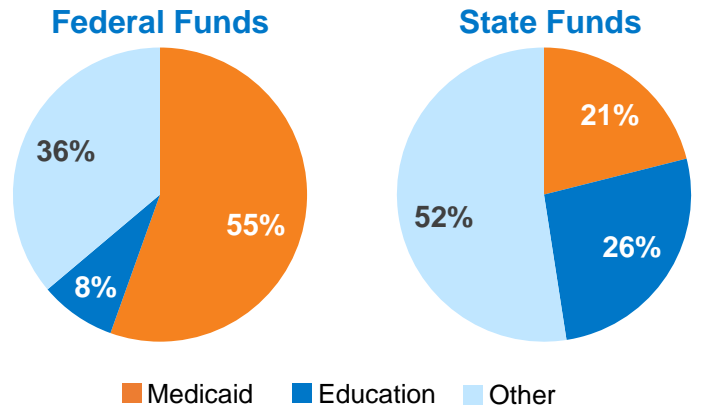
NH Median Eligibility Levels
(as a % of FPL)



NH Medicaid Enrollees & Expenditures



Distribution of NH Spending by Fund & Category



Nationally Medicaid Pays For:

\$\$\$\$\$\$\$

1 in 6 dollars in the health care system

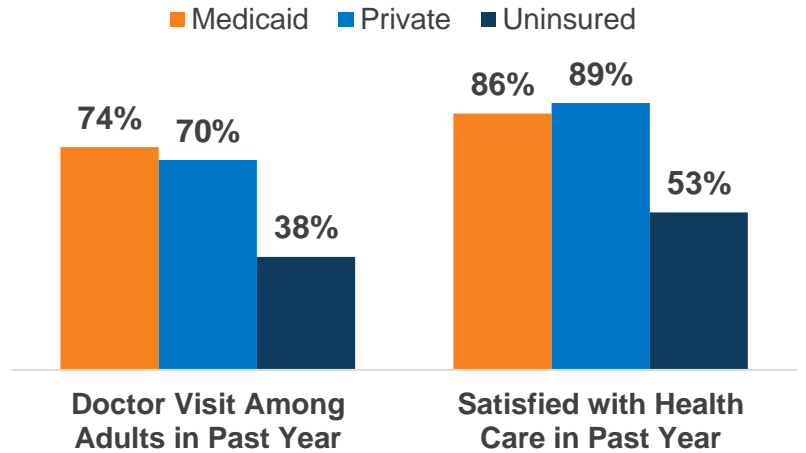
\$\$\$

>1 in 3 dollars to safety-net hospitals and health centers

\$\$

1 in 2 dollars on long-term care

National Access & Satisfaction Measures



Governor

Current:
Chris Sununu (R)
Incumbent Running

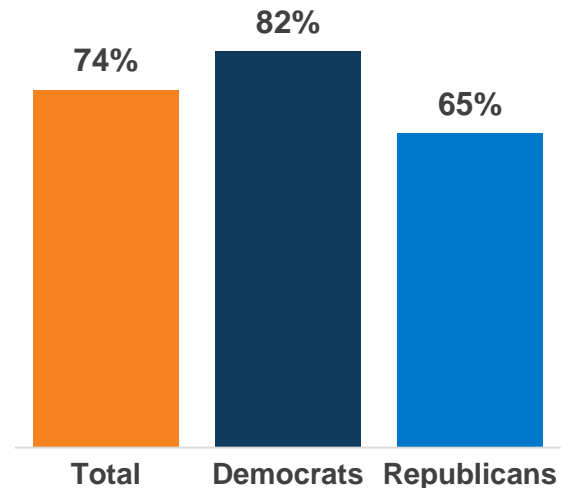
US Senate

Jeanne Shaheen (D) (2020)
Maggie Hassan (D) (2022)

US Congress

of Representatives: 2
Party: 2-D

National Share of Those that Hold Favorable Views of Medicaid



NH State Legislature Party Affiliation

