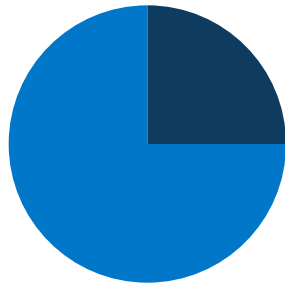
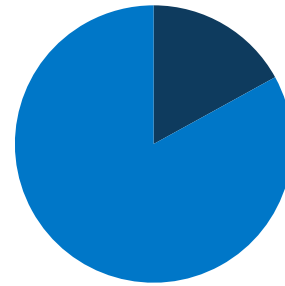


8.9 million
total NJ population



25%
of NJ population is low-income (<200% FPL)



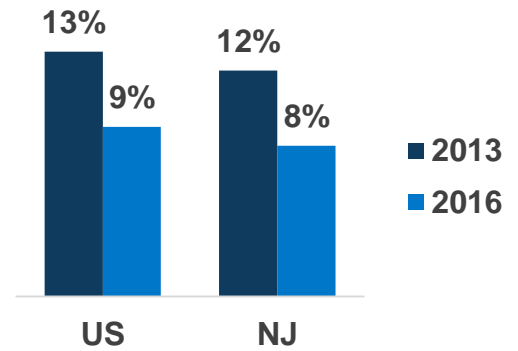
17%
of NJ population is covered by Medicaid/CHIP

NJ Expansion Status:
Adopted

Adults in Expansion Group:
563,000



Uninsured Rates



In NJ, Medicaid Covers:

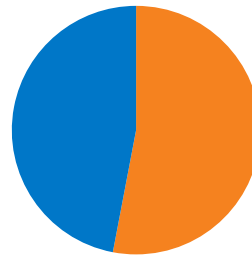
1 in 7 adults, ages 19-64

1 in 3 children

4 in 7 nursing home residents

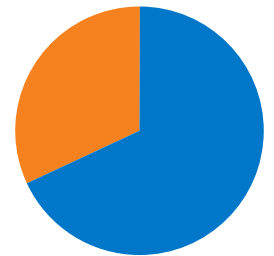
2 in 5 individuals with disabilities

1 in 7 Medicare beneficiaries



53%
of adult Medicaid enrollees are working in NJ

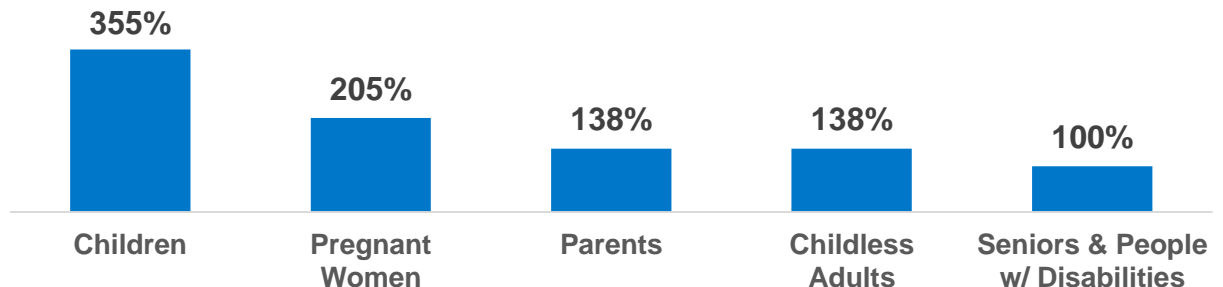
32%
of children with special health care needs are covered by Medicaid in NJ



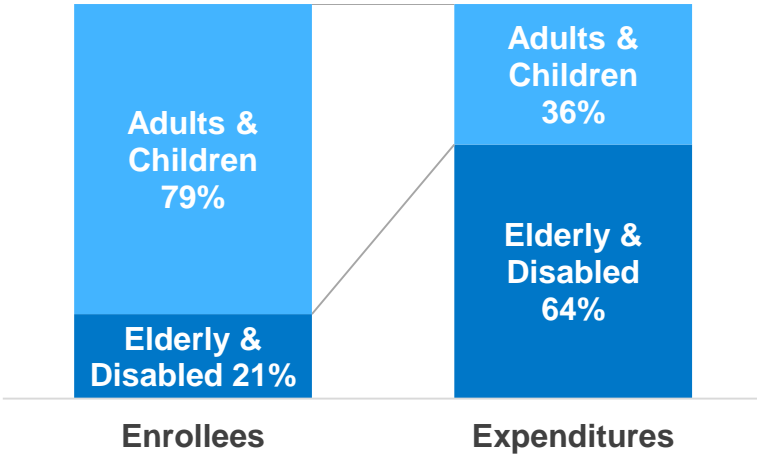
100% of FPL: \$20,780 for a family of three; \$12,140 for an individual

NJ Median Eligibility Levels

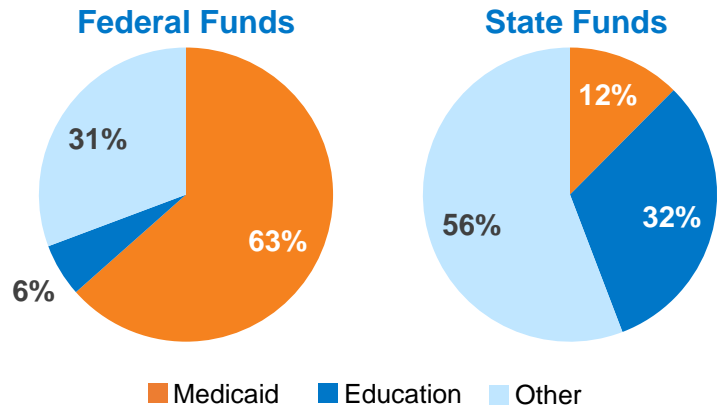
(as a % of FPL)



NJ Medicaid Enrollees & Expenditures



Distribution of NJ Spending by Fund & Category



Nationally Medicaid Pays For:

\$\$\$\$\$\$\$

1 in 6 dollars in the health care system

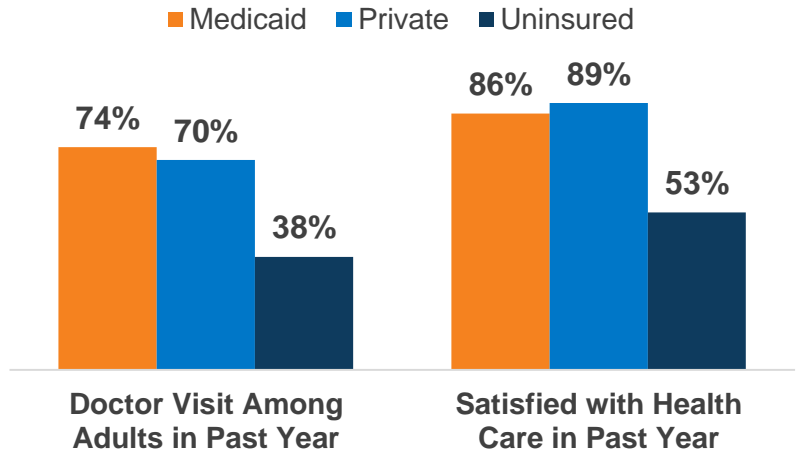
\$\$\$

>1 in 3 dollars to safety-net hospitals and health centers

\$\$

1 in 2 dollars on long-term care

National Access & Satisfaction Measures



Governor
(No 2018 Election)

Current:
Phil Murphy (D)

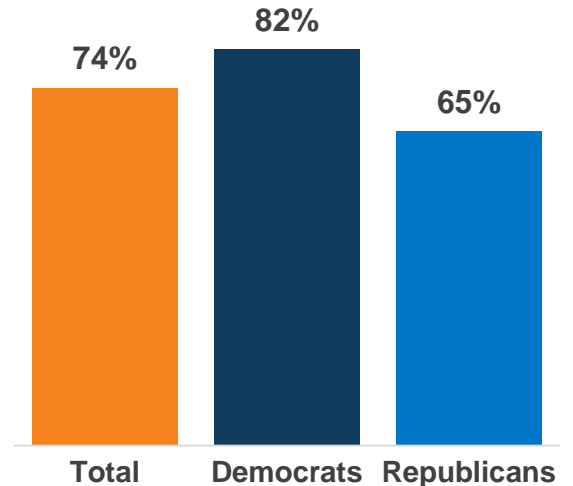
US Senate

Bob Menendez (D) (2018)
Cory Booker (D) (2020)

US Congress

of Representatives: 12
Party: 7-D, 5-R

National Share of Those that Hold Favorable Views of Medicaid



NJ State Legislature Party Affiliation

