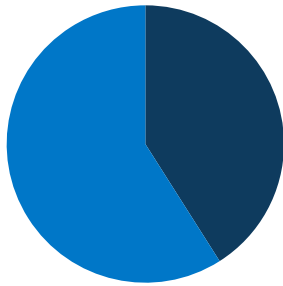
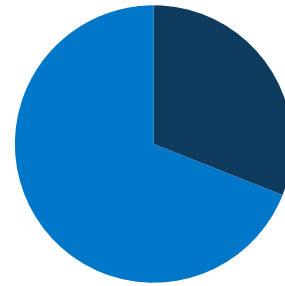


2.0 million
total NM population



41% of NM population is low-income (<200% FPL)



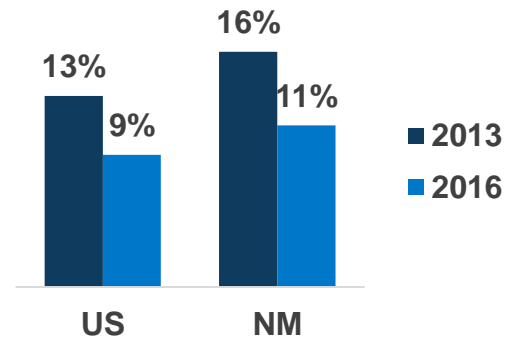
31% of NM population is covered by Medicaid/CHIP

NM Expansion Status:
Adopted

Adults in Expansion Group:
253,000



Uninsured Rates



In NM, Medicaid Covers:



2 in 7 adults, ages 19-64



1 in 2 children



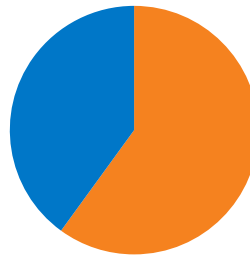
2 in 3 nursing home residents



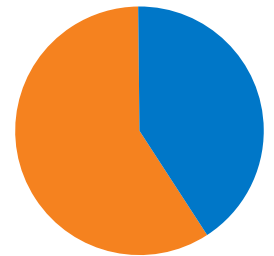
4 in 7 individuals with disabilities



1 in 4 Medicare beneficiaries



60% of adult Medicaid enrollees are working in NM

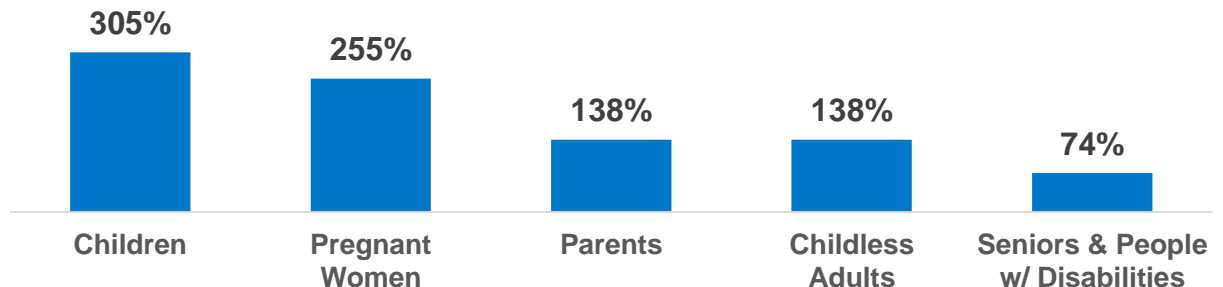


59% of children with special health care needs are covered by Medicaid in NM

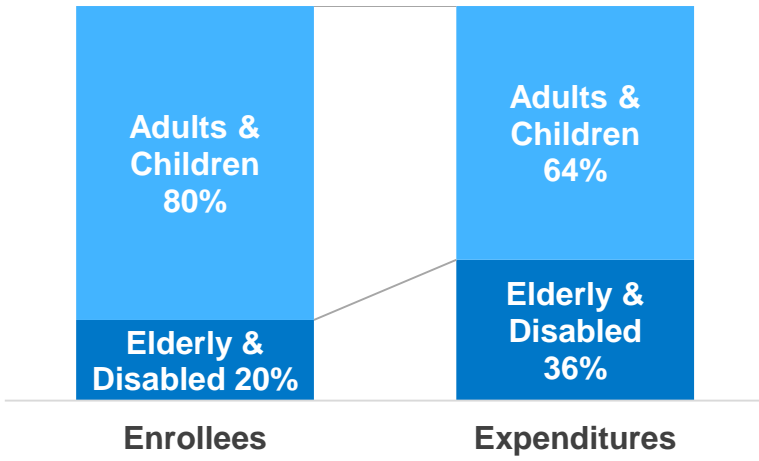
100% of FPL: \$20,780 for a family of three; \$12,140 for an individual

NM Median Eligibility Levels

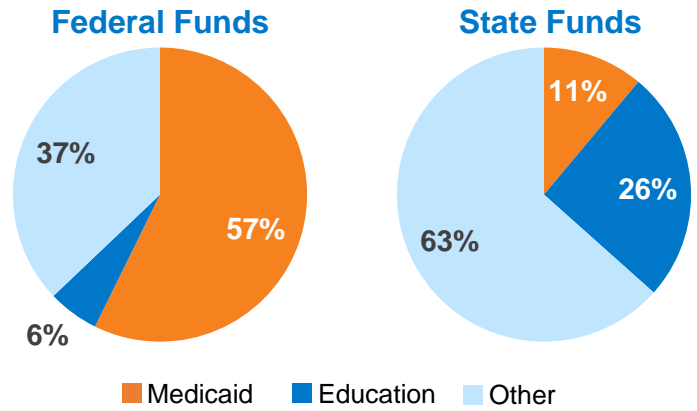
(as a % of FPL)



NM Medicaid Enrollees & Expenditures



Distribution of NM Spending by Fund & Category



Nationally Medicaid Pays For:

\$\$\$\$\$\$\$

1 in 6 dollars in the health care system

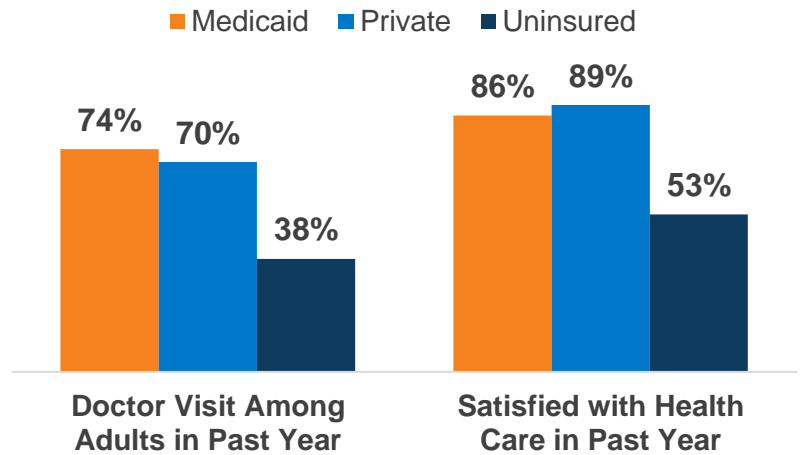
\$\$\$

>1 in 3 dollars to safety-net hospitals and health centers

\$\$

1 in 2 dollars on long-term care

National Access & Satisfaction Measures



Governor

Current:
Susana Martinez (R)
Open Race

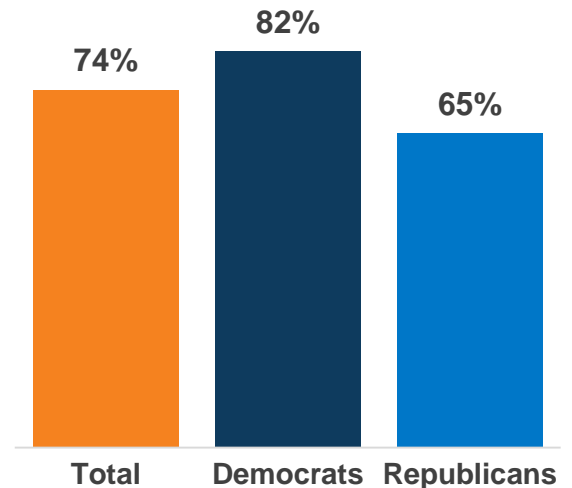
US Senate

Tom Udall (D) (2020)
Martin Heinrich (D) (2018)

US Congress

of Representatives: 3
Party: 2-D, 1-R

National Share of Those that Hold Favorable Views of Medicaid



NM State Legislature Party Affiliation

