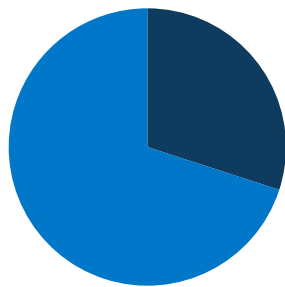
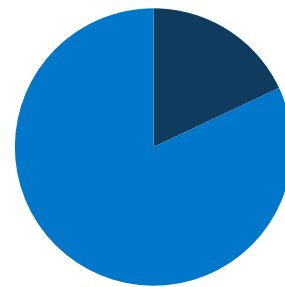


**2.9 million**  
total NV population



**30%**  
of NV population is low-income (<200% FPL)



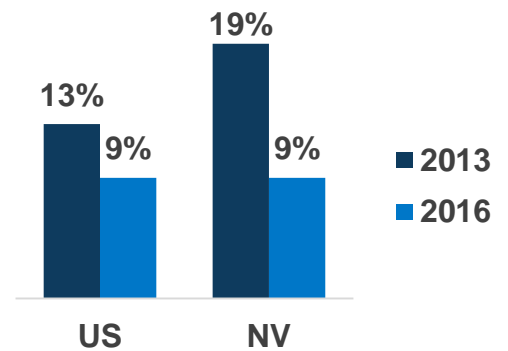
**18%**  
of NV population is covered by Medicaid/CHIP

**NV Expansion Status:**  
*Adopted*

**Adults in Expansion Group:**  
**204,000**



## Uninsured Rates



## In NV, Medicaid Covers:



**1 in 7 adults, ages 19-64**



**1 in 3 children**



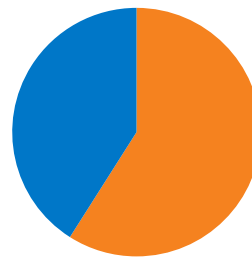
**5 in 9 nursing home residents**



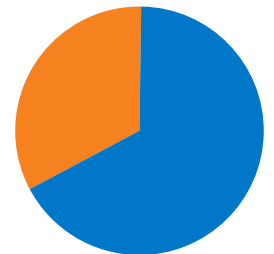
**2 in 5 individuals with disabilities**



**1 in 8 Medicare beneficiaries**



**65%**  
of adult Medicaid enrollees are working in NV

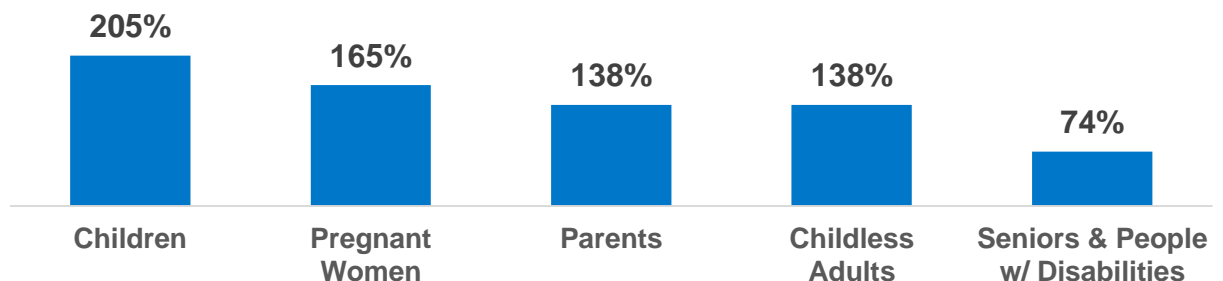


**52%**  
of children with special health care needs are covered by Medicaid in NV

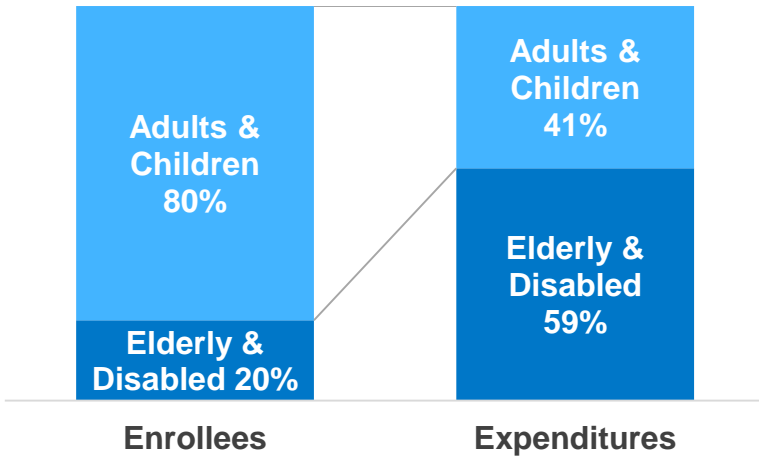
100% of FPL: \$20,780 for a family of three; \$12,140 for an individual

## NV Median Eligibility Levels

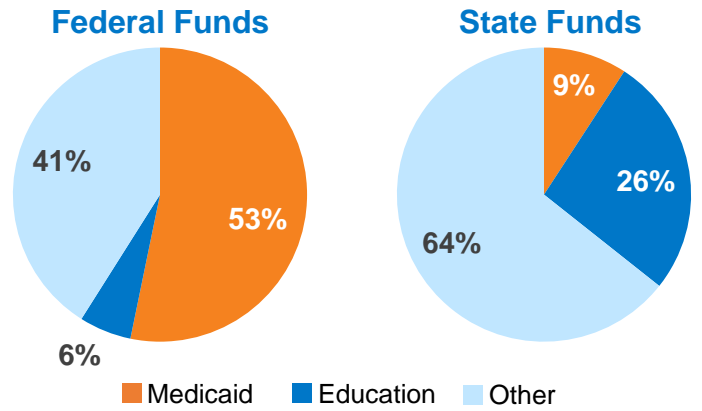
(as a % of FPL)



## NV Medicaid Enrollees & Expenditures



## Distribution of NV Spending by Fund & Category



## Nationally Medicaid Pays For:

\$\$\$\$\$\$\$

1 in 6 dollars in the health care system

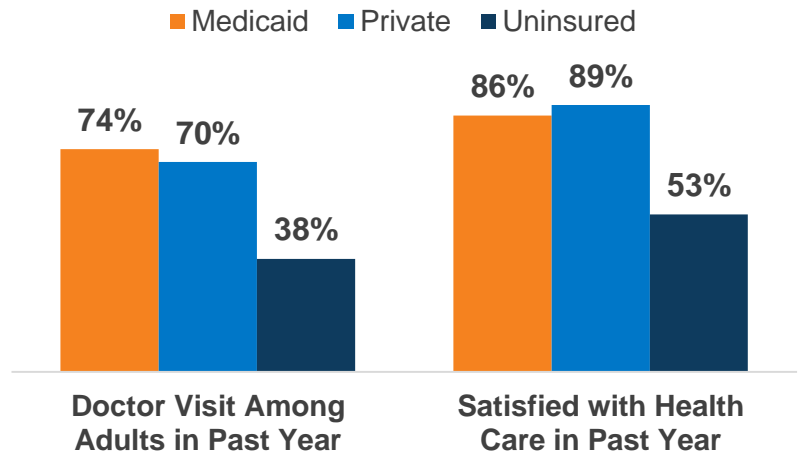
\$\$\$

>1 in 3 dollars to safety-net hospitals and health centers

\$\$

1 in 2 dollars on long-term care

## National Access & Satisfaction Measures



**Governor**

Current:  
Brian Sandoval (R)  
Open Race

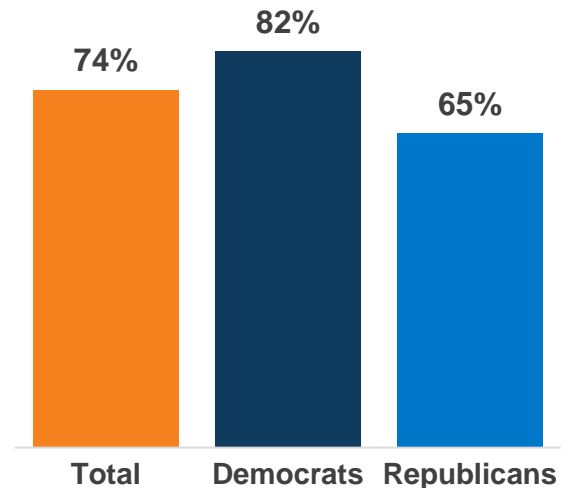
**US Senate**

Dean Heller (R) (2018)  
Catherine Cortez Masto (R) ('22)

**US Congress**

# of Representatives: 4  
Party: 3-D, 1-R

## National Share of Those that Hold Favorable Views of Medicaid



## NV State Legislature Party Affiliation

