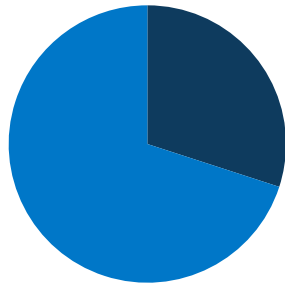
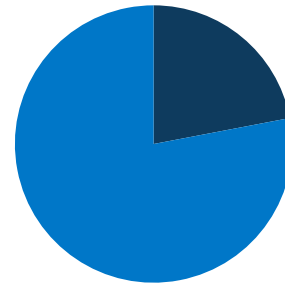


11.5 million
total OH population



30%
of OH population is low-income (<200% FPL)



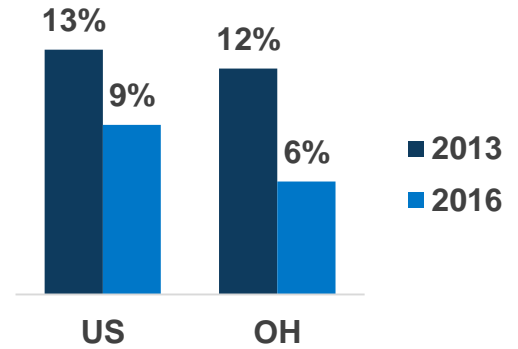
22%
of OH population is covered by Medicaid/CHIP

OH Expansion Status:
Adopted

Adults in Expansion Group:
711,000



Uninsured Rates



In OH, Medicaid Covers:



1 in 5 adults, ages 19-64



2 in 5 children



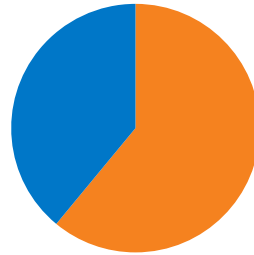
3 in 5 nursing home residents



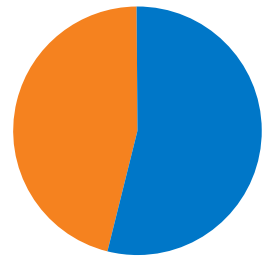
1 in 2 individuals with disabilities



1 in 6 Medicare beneficiaries



61%
of adult Medicaid enrollees are working in OH

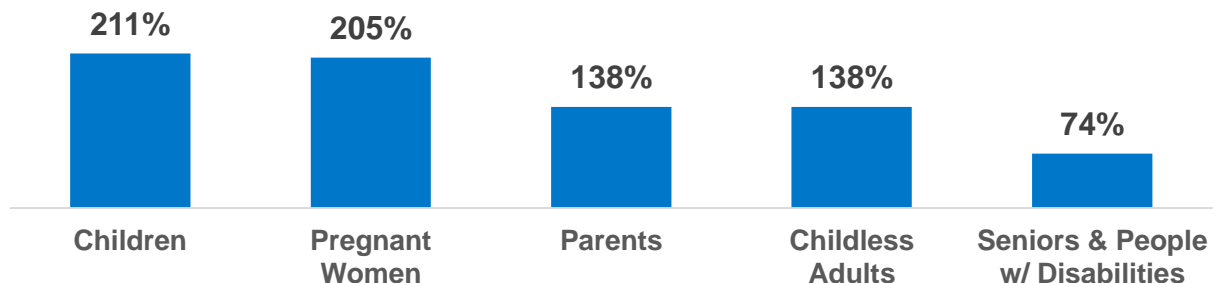


46%
of children with special health care needs are covered by Medicaid in OH

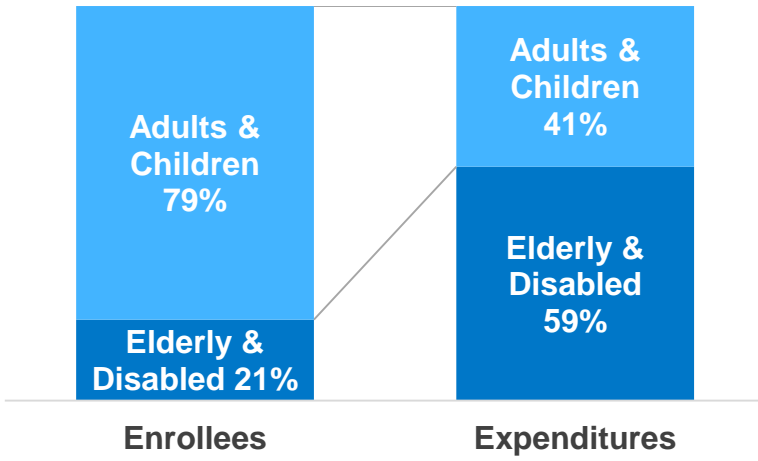
100% of FPL: \$20,780 for a family of three; \$12,140 for an individual

OH Median Eligibility Levels

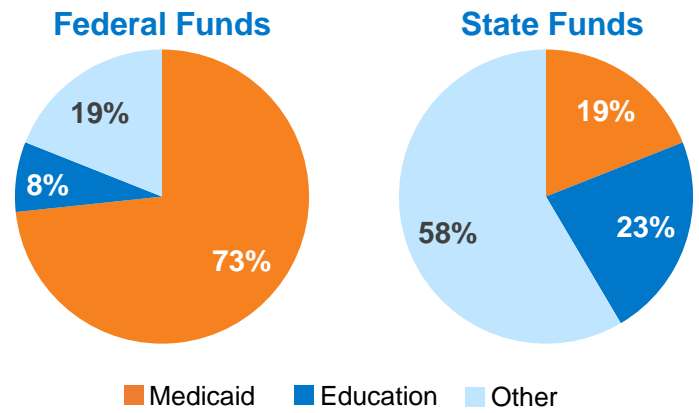
(as a % of FPL)



OH Medicaid Enrollees & Expenditures



Distribution of OH Spending by Fund & Category



Nationally Medicaid Pays For:

\$\$\$\$\$\$\$

1 in 6 dollars in the health care system

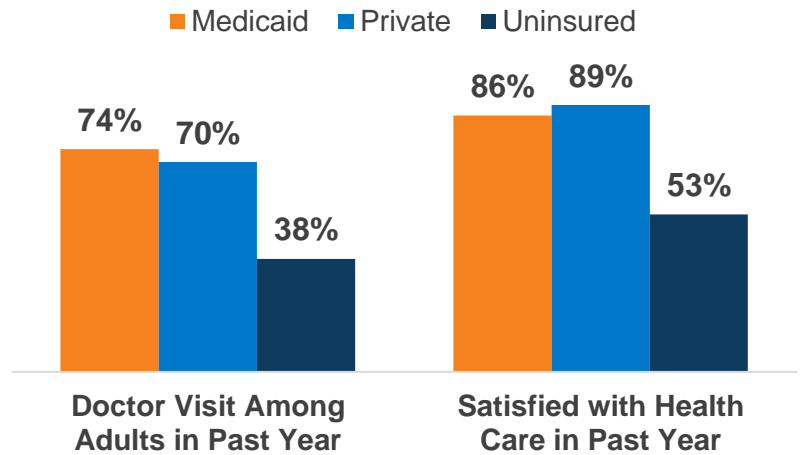
\$\$\$

>1 in 3 dollars to safety-net hospitals and health centers

\$\$

1 in 2 dollars on long-term care

National Access & Satisfaction Measures



Governor

Current:
John Kasich (R)
Open Race

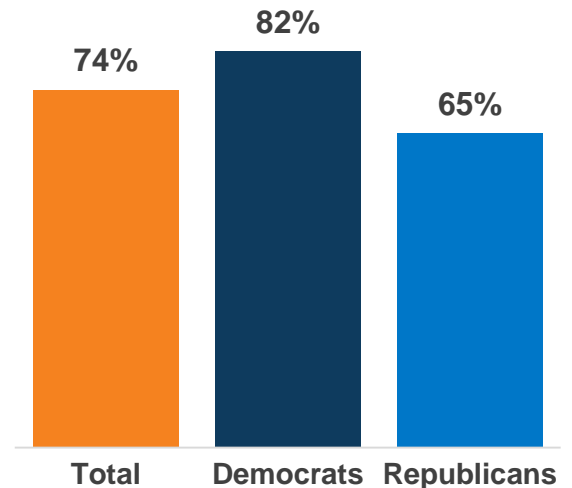
US Senate

Sherrod Brown (D) (2018)
Rob Portman (R) (2022)

US Congress

of Representatives: 16
Party: 4-D, 11-R, 1-Vacancy

National Share of Those that Hold Favorable Views of Medicaid



OH State Legislature Party Affiliation

