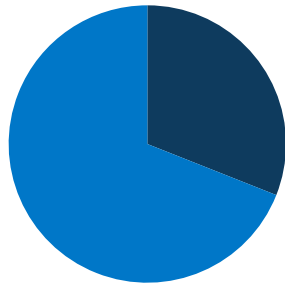
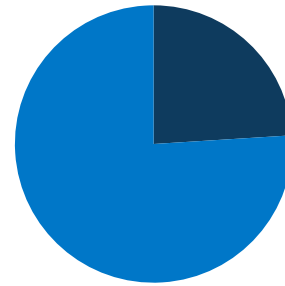


4.1 million
total OR population



31%
of OR
population is
low-income
(<200% FPL)



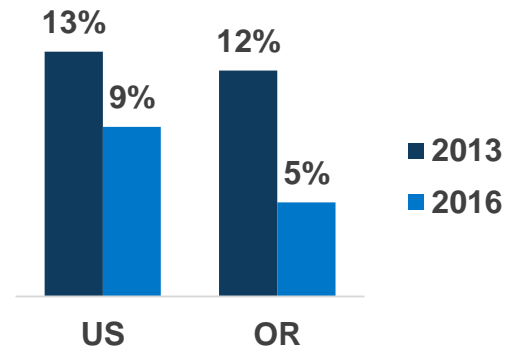
24%
of OR
population is
covered by
Medicaid/CHIP

**OR Expansion
Status:
Adopted**

**Adults in
Expansion Group:
557,000**



Uninsured Rates



In OR, Medicaid Covers:



1 in 5 adults,
ages 19-64



1 in 2 children



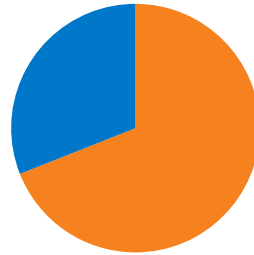
**4 in 7 nursing
home residents**



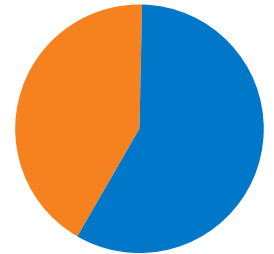
**1 in 2 individuals
with disabilities**



**1 in 6 Medicare
beneficiaries**



69%
of adult Medicaid enrollees
are working in OR

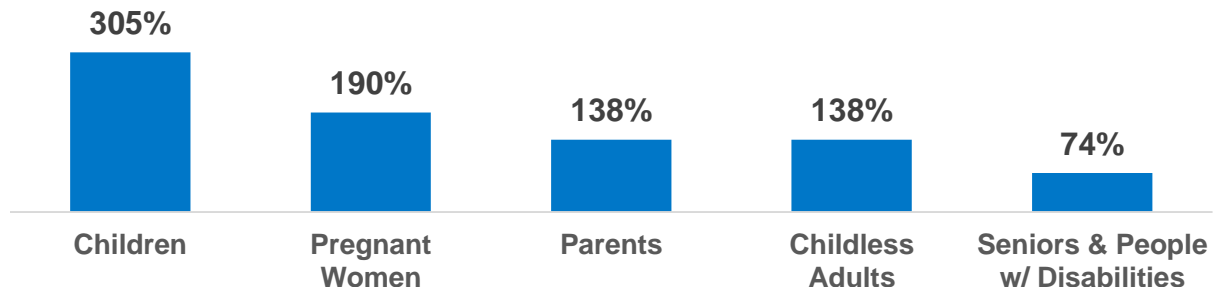


42%
of children with special
health care needs are
covered by Medicaid in OR

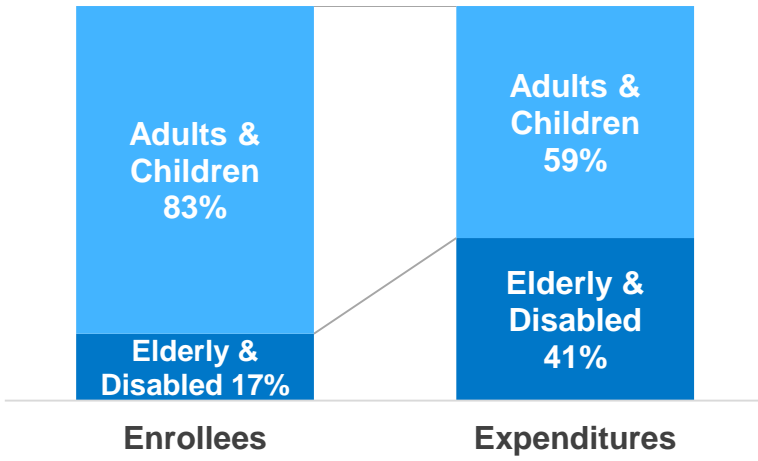
100% of FPL: \$20,780 for a family of three; \$12,140 for an individual

OR Median Eligibility Levels

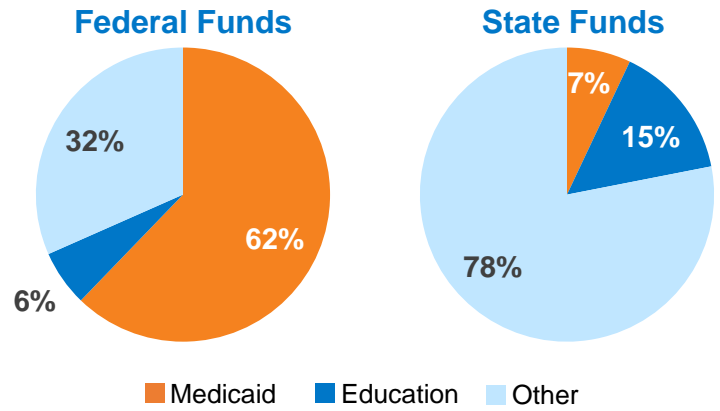
(as a % of FPL)



OR Medicaid Enrollees & Expenditures



Distribution of OR Spending by Fund & Category



Nationally Medicaid Pays For:

\$\$\$\$\$\$\$

1 in 6 dollars in the health care system

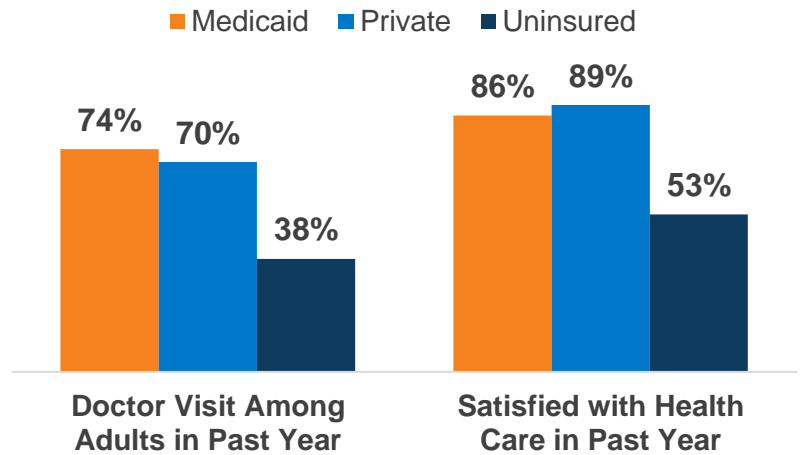
\$\$\$

>1 in 3 dollars to safety-net hospitals and health centers

\$\$

1 in 2 dollars on long-term care

National Access & Satisfaction Measures



Governor

Current:
Kate Brown (D)
Incumbent Running

US Senate

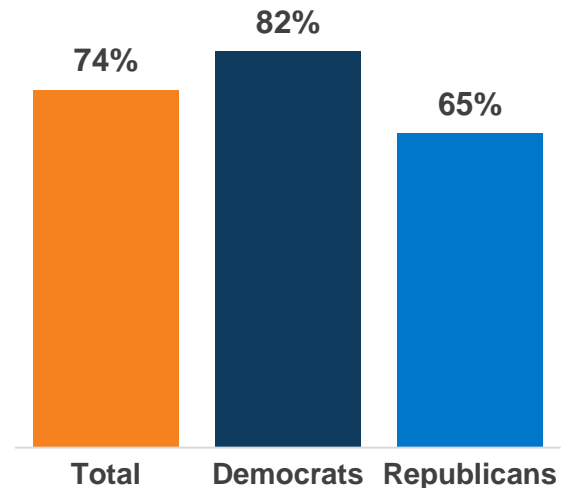
(No 2018 Election)

Ron Wyden (D) (2022)
Jeff Merkley (D) (2020)

US Congress

of Representatives: 5
Party: 4-D, 1-R

National Share of Those that Hold Favorable Views of Medicaid



OR State Legislature Party Affiliation

