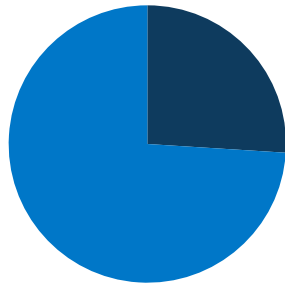
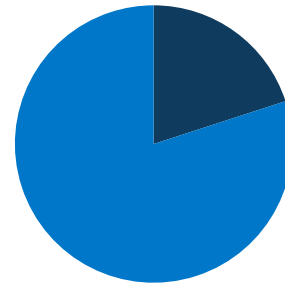


**1.1 million**  
total RI population



**26%**  
of RI population is low-income (<200% FPL)



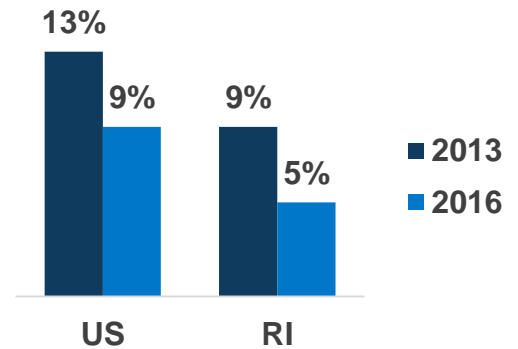
**20%**  
of RI population is covered by Medicaid/CHIP

**RI Expansion Status:**  
*Adopted*

**Adults in Expansion Group:**  
**62,000**



## Uninsured Rates



## In RI, Medicaid Covers:



**1 in 6 adults, ages 19-64**



**3 in 8 children**



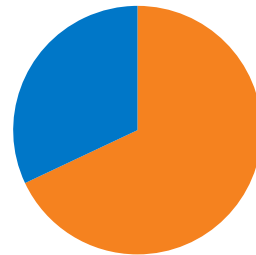
**3 in 5 nursing home residents**



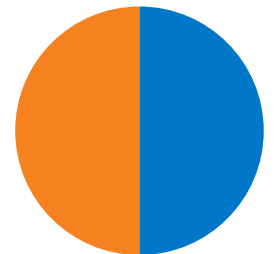
**3 in 5 individuals with disabilities**



**1 in 5 Medicare beneficiaries**



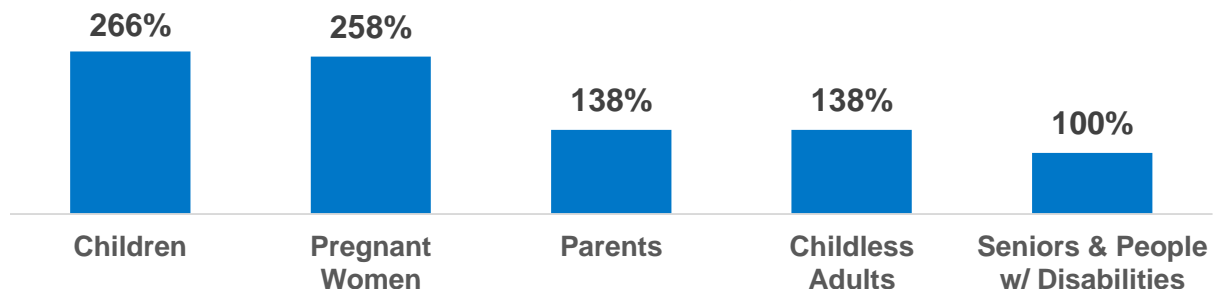
**68%**  
of adult Medicaid enrollees are working in RI



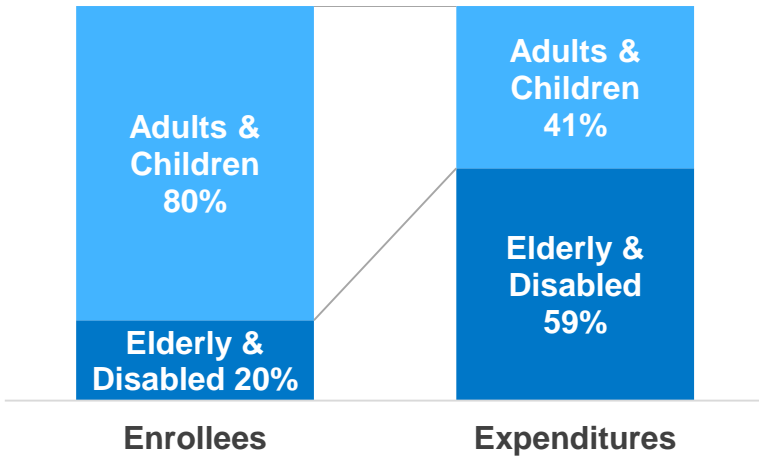
**50%**  
of children with special health care needs are covered by Medicaid in RI

100% of FPL: \$20,780 for a family of three; \$12,140 for an individual

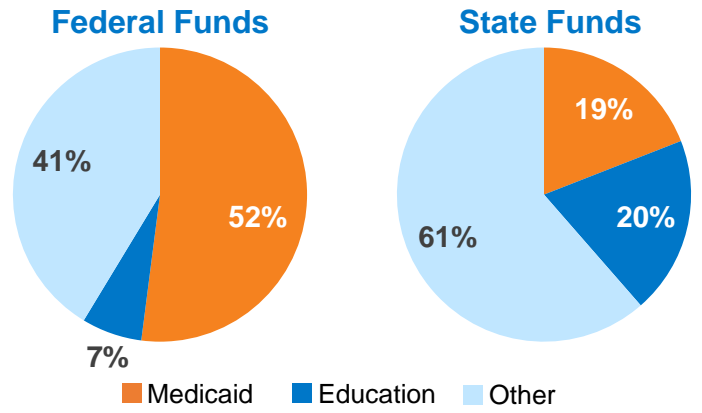
**RI Median Eligibility Levels**  
(as a % of FPL)



## RI Medicaid Enrollees & Expenditures



## Distribution of RI Spending by Fund & Category



## Nationally Medicaid Pays For:

\$\$\$\$\$\$\$

1 in 6 dollars in the health care system

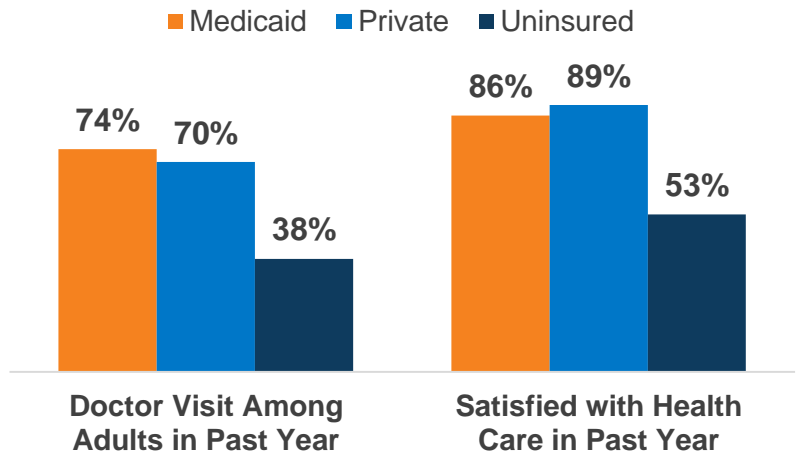
\$\$\$

>1 in 3 dollars to safety-net hospitals and health centers

\$\$

1 in 2 dollars on long-term care

## National Access & Satisfaction Measures



**Governor**

Current:  
Gina Raimondo (D)  
Incumbent Running

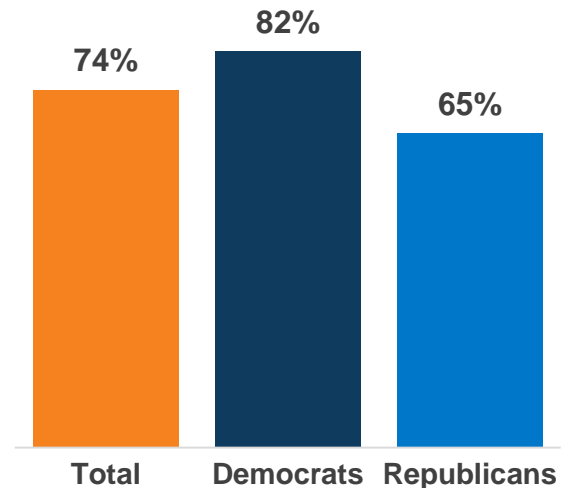
**US Senate**

Jack Reed (D) (2020)  
Sheldon Whitehouse (D) (2018)

**US Congress**

# of Representatives: 2  
Party: 2-D

## National Share of Those that Hold Favorable Views of Medicaid



## RI State Legislature Party Affiliation

