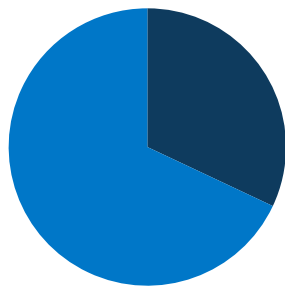
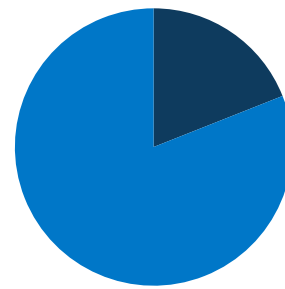


4.9 million
total SC population



32% of SC population is low-income (<200% FPL)



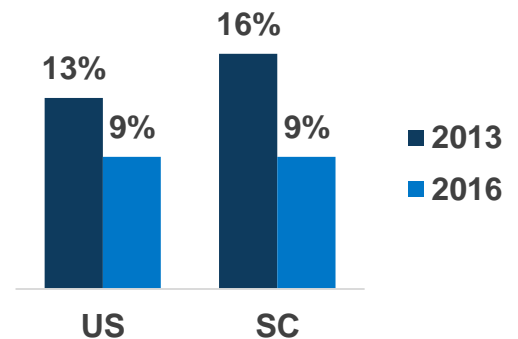
19% of SC population is covered by Medicaid/CHIP

SC Expansion Status:
Not Adopted

Adults in Coverage Gap:
92,000



Uninsured Rates



In SC, Medicaid Covers:



1 in 8 adults, ages 19-64



2 in 5 children



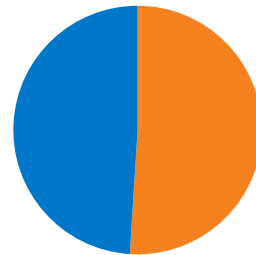
5 in 8 nursing home residents



2 in 5 individuals with disabilities

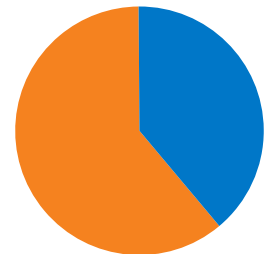


1 in 6 Medicare beneficiaries



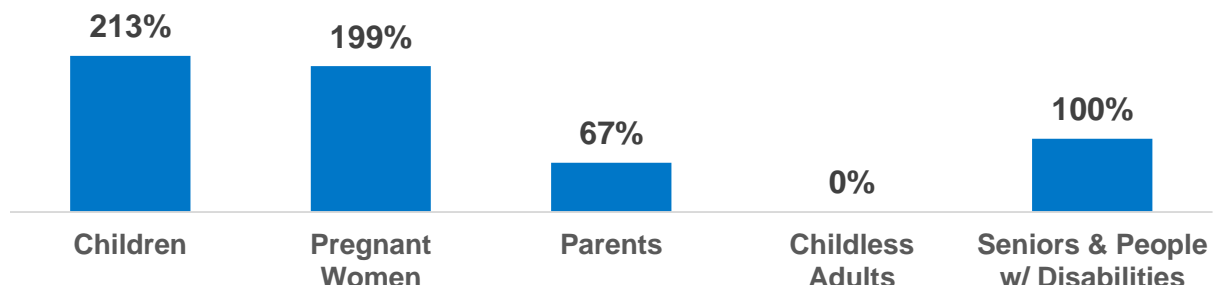
51% of adult Medicaid enrollees are working in SC

61% of children with special health care needs are covered by Medicaid in SC

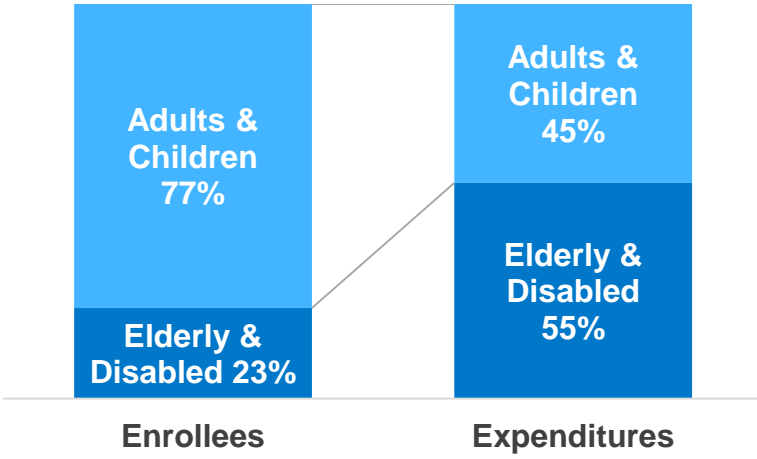


100% of FPL: \$20,780 for a family of three; \$12,140 for an individual

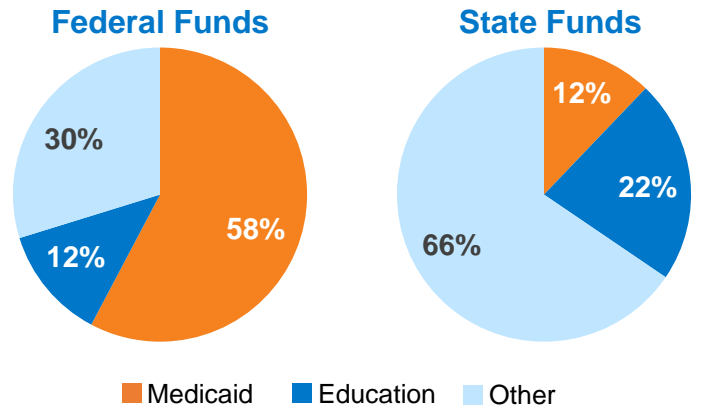
SC Median Eligibility Levels
(as a % of FPL)



SC Medicaid Enrollees & Expenditures



Distribution of SC Spending by Fund & Category



Nationally Medicaid Pays For:

\$\$\$\$\$\$\$

1 in 6 dollars in the health care system

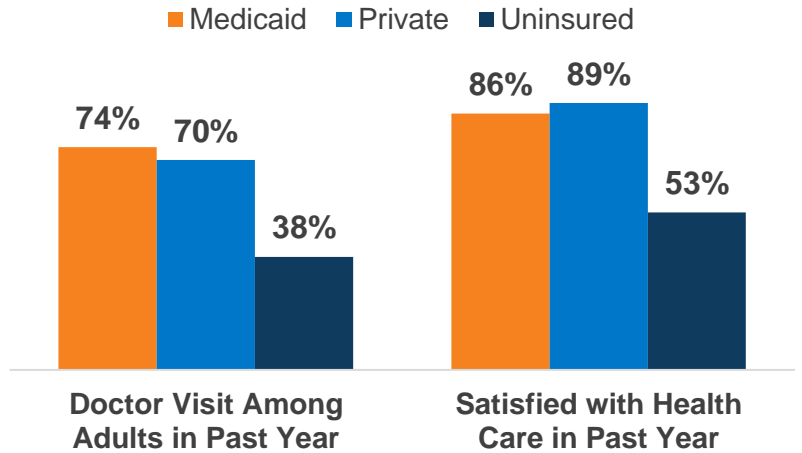
\$\$\$

>1 in 3 dollars to safety-net hospitals and health centers

\$\$

1 in 2 dollars on long-term care

National Access & Satisfaction Measures



Governor

Current:
Henry McMaster (R)
Incumbent Running

US Senate

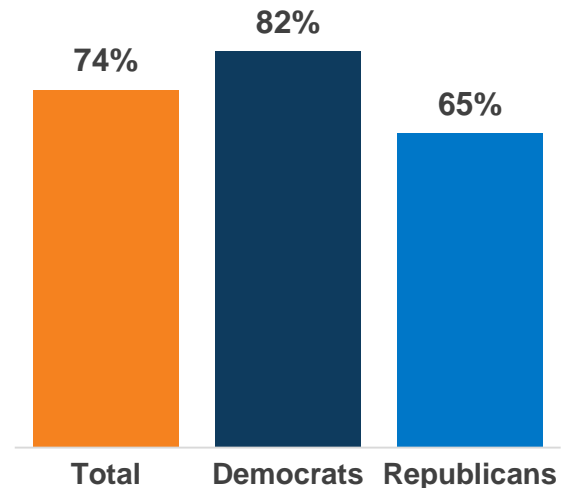
(No 2018 Election)

Lindsey Graham (R) (2020)
Tim Scott (R) (2022)

US Congress

of Representatives: 7
Party: 1-D, 6-R

National Share of Those that Hold Favorable Views of Medicaid



SC State Legislature Party Affiliation

