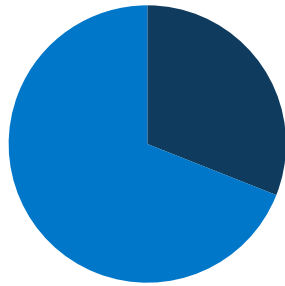
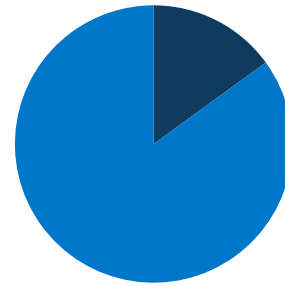


855,400
total SD population



31%
of SD
population is
low-income
(<200% FPL)



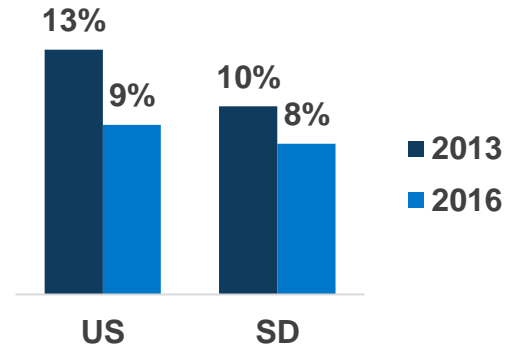
15%
of SD
population is
covered by
Medicaid/CHIP

**SD Expansion
Status:
Not Adopted**

**Adults in
Coverage Gap:
15,000**



Uninsured Rates



In SD, Medicaid Covers:

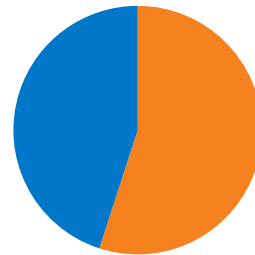
1 in 10 adults, ages 19-64

1 in 3 children

1 in 2 nursing home residents

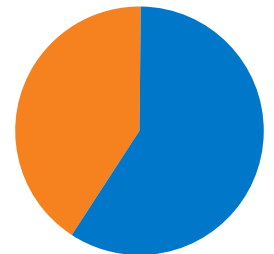
1 in 3 individuals with disabilities

1 in 8 Medicare beneficiaries



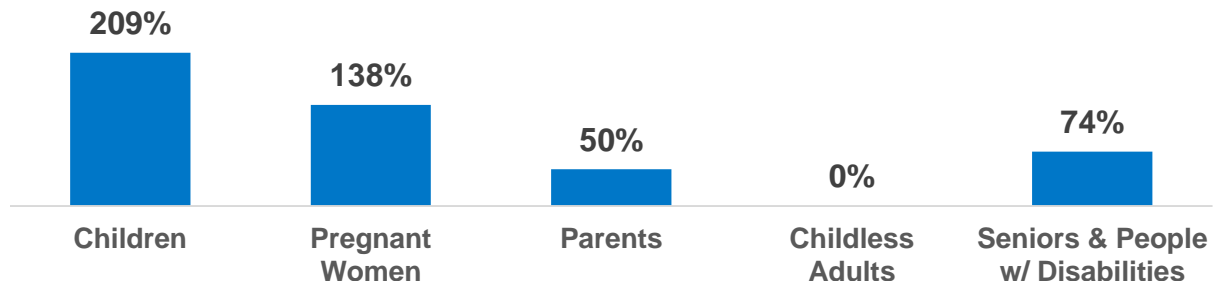
55%
of adult Medicaid enrollees are working in SD

41%
of children with special health care needs are covered by Medicaid in SD

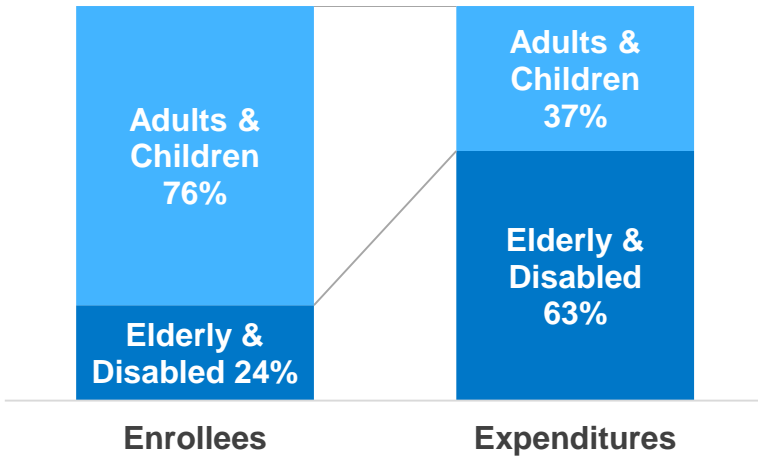


100% of FPL: \$20,780 for a family of three; \$12,140 for an individual

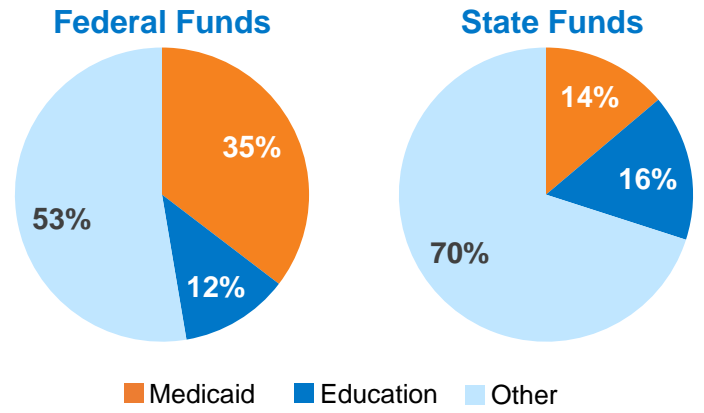
**SD
Median
Eligibility
Levels**
(as a % of FPL)



SD Medicaid Enrollees & Expenditures



Distribution of SD Spending by Fund & Category



Nationally Medicaid Pays For:

\$\$\$\$\$\$\$

1 in 6 dollars in the health care system

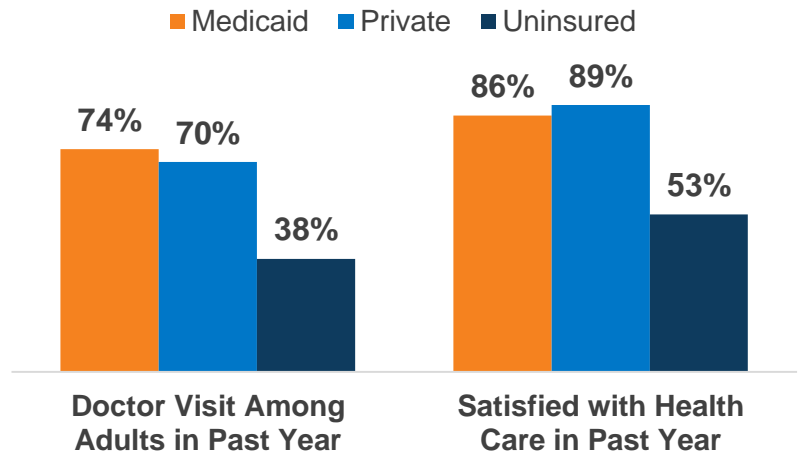
\$\$\$

>1 in 3 dollars to safety-net hospitals and health centers

\$\$

1 in 2 dollars on long-term care

National Access & Satisfaction Measures



Governor

Current:
Dennis Daugaard (R)
Open Race

US Senate

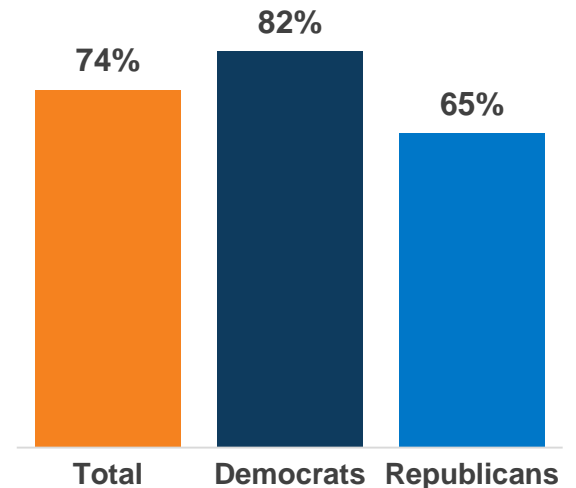
(No 2018 Election)

John Thune (R) (2022)
Mike Rounds (R) (2020)

US Congress

of Representatives: 1
Party: 1-R

National Share of Those that Hold Favorable Views of Medicaid



SD State Legislature Party Affiliation

