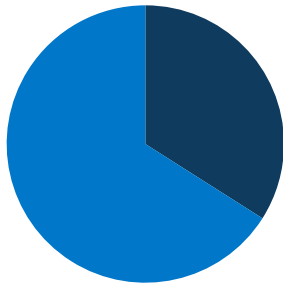
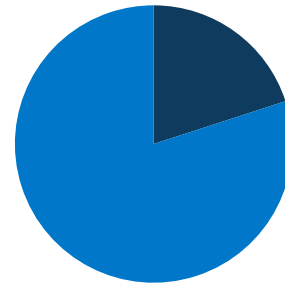


**6.7 million**  
total TN population



**34%**  
of TN  
population is  
low-income  
(<200% FPL)



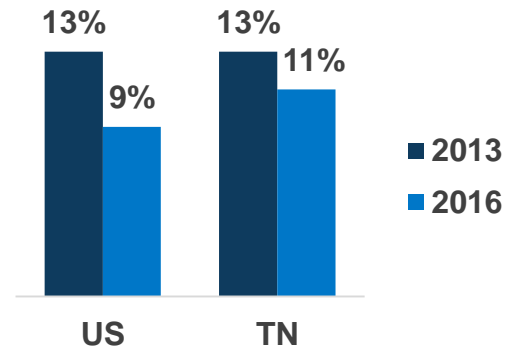
**20%**  
of TN  
population is  
covered by  
Medicaid/CHIP

**TN Expansion  
Status:  
Not Adopted**

**Adults in  
Coverage Gap:  
163,000**



## Uninsured Rates



## In TN, Medicaid Covers:



**1 in 7 adults,**  
ages 19-64



**3 in 7 children**



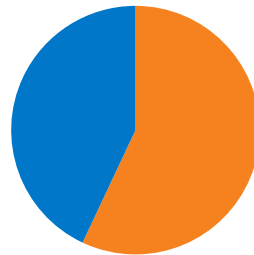
**3 in 5 nursing  
home residents**



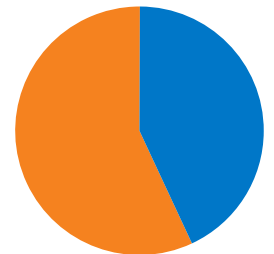
**4 in 9 individuals  
with disabilities**



**2 in 9 Medicare  
beneficiaries**



**57%**  
of adult Medicaid enrollees  
are working in TN

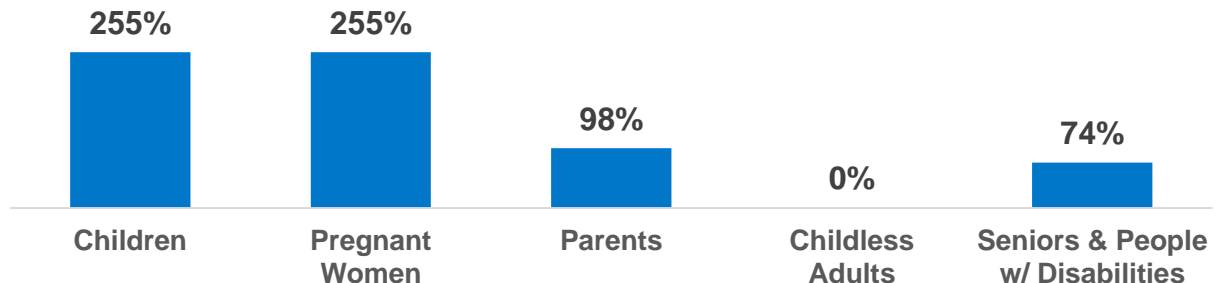


**57%**  
of children with special  
health care needs are  
covered by Medicaid in TN

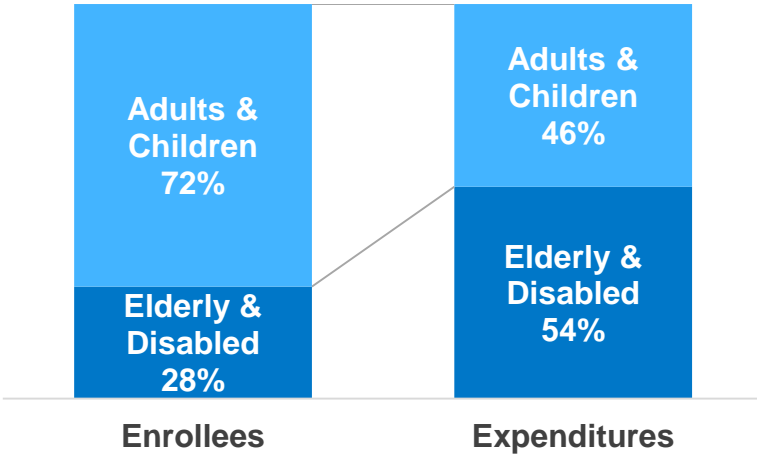
100% of FPL: \$20,780 for a family of three; \$12,140 for an individual

## TN Median Eligibility Levels

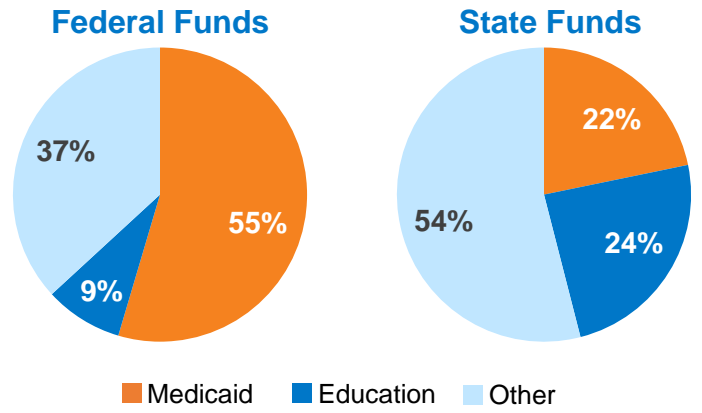
(as a % of FPL)



## TN Medicaid Enrollees & Expenditures



## Distribution of TN Spending by Fund & Category



## Nationally Medicaid Pays For:

\$\$\$\$\$\$\$

1 in 6 dollars in the health care system

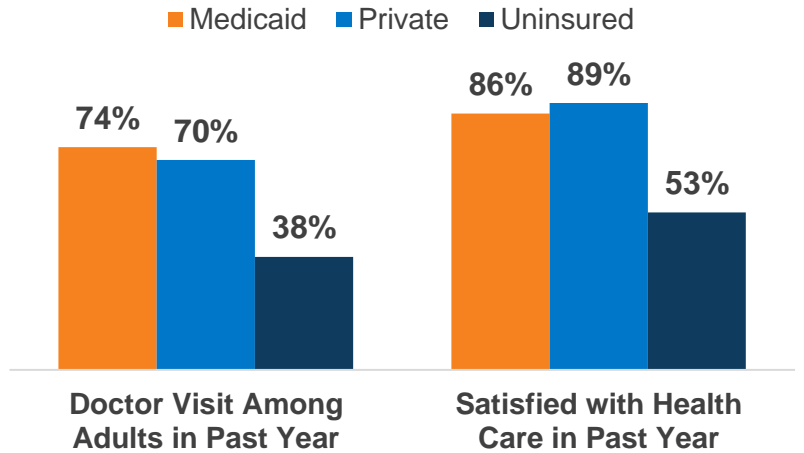
\$\$\$

>1 in 3 dollars to safety-net hospitals and health centers

\$\$

1 in 2 dollars on long-term care

## National Access & Satisfaction Measures



**Governor**

Current:  
Bill Haslam (R)  
Open Race

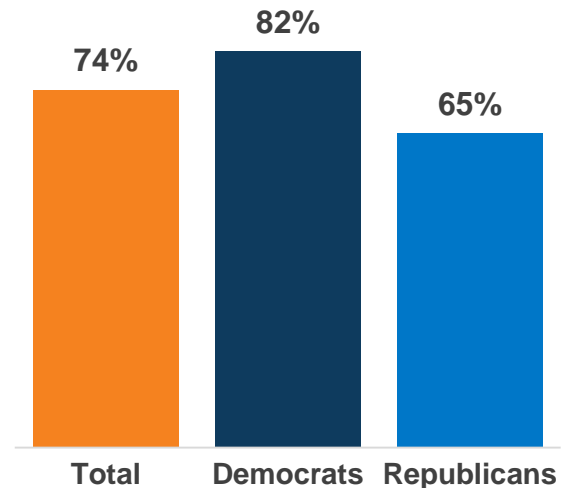
**US Senate**

Lamar Alexander (R) (2020)  
Bob Corker (R) (2018)

**US Congress**

# of Representatives: 9  
Party: 2-D, 7-R

## National Share of Those that Hold Favorable Views of Medicaid



## TN State Legislature Party Affiliation

