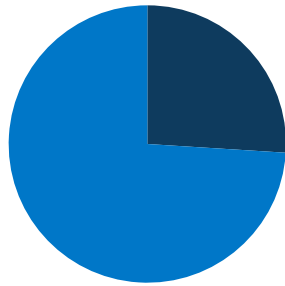
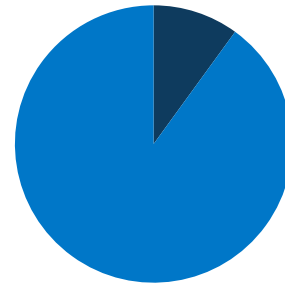


3.1 million
total UT population



26% of UT population is low-income (<200% FPL)



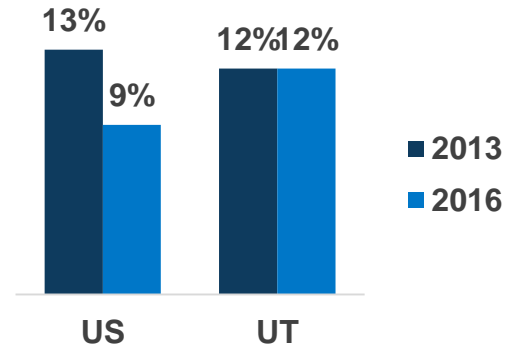
10% of UT population is covered by Medicaid/CHIP

UT Expansion Status:
Not Adopted

Adults in Coverage Gap:
46,000



Uninsured Rates



In UT, Medicaid Covers:

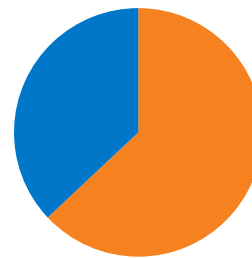
1 in 14 adults, ages 19-64

1 in 5 children

1 in 2 nursing home residents

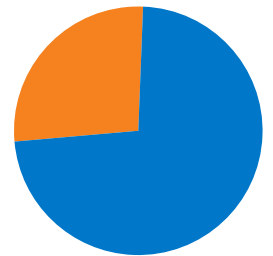
1 in 3 individuals with disabilities

1 in 10 Medicare beneficiaries



63% of adult Medicaid enrollees are working in UT

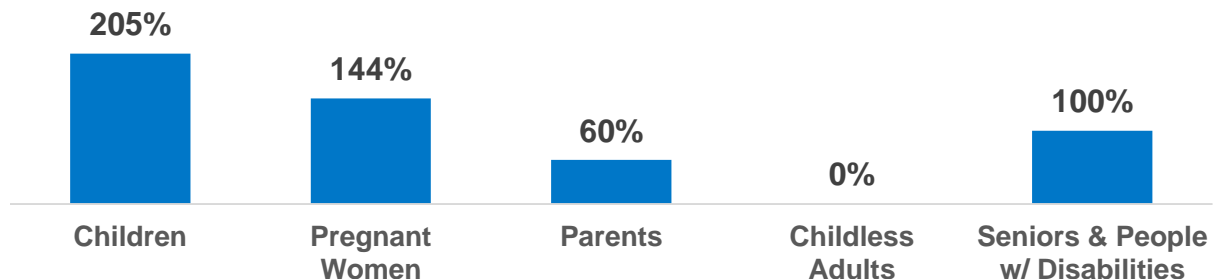
27% of children with special health care needs are covered by Medicaid in UT



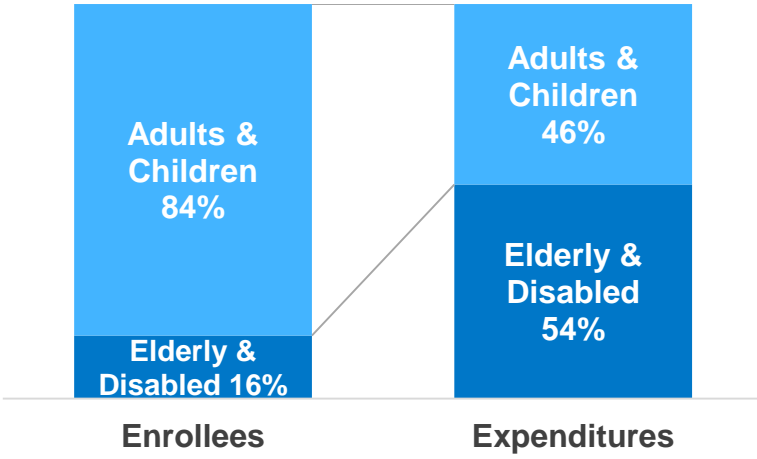
100% of FPL: \$20,780 for a family of three; \$12,140 for an individual

UT Median Eligibility Levels

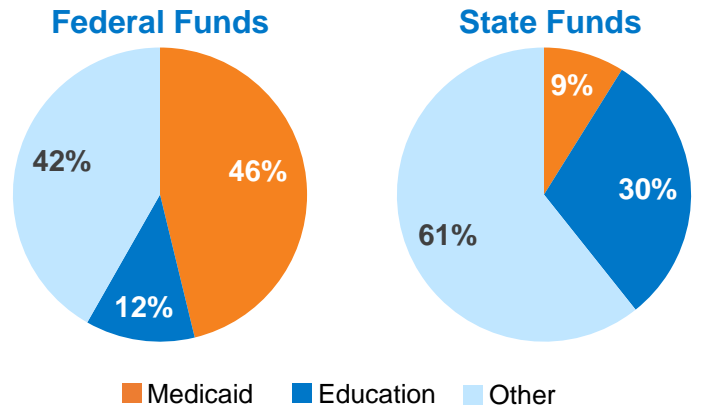
(as a % of FPL)



UT Medicaid Enrollees & Expenditures



Distribution of UT Spending by Fund & Category



Nationally Medicaid Pays For:

\$\$\$\$\$\$\$

1 in 6 dollars in the health care system

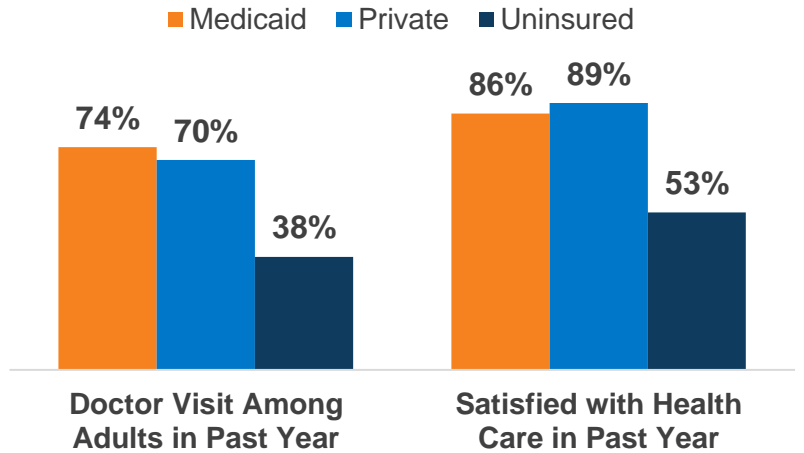
\$\$\$

>1 in 3 dollars to safety-net hospitals and health centers

\$\$

1 in 2 dollars on long-term care

National Access & Satisfaction Measures



Governor
(No 2018 Election)

Current:
Gary R. Herbert (R)

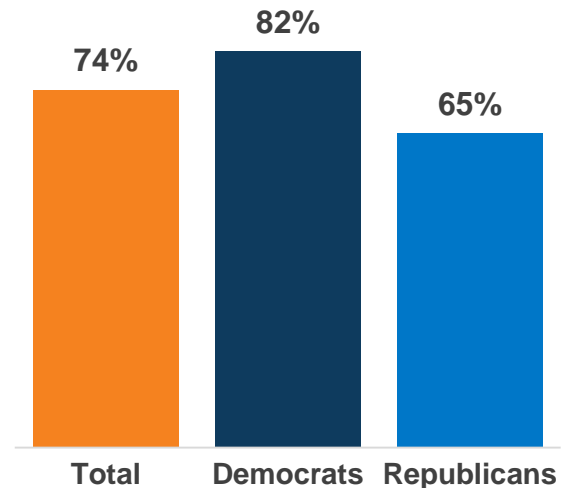
US Senate

Orrin Hatch (R) (2018)
Mike Lee (R) (2022)

US Congress

of Representatives: 4
Party: 4-R

National Share of Those that Hold Favorable Views of Medicaid



UT State Legislature Party Affiliation

