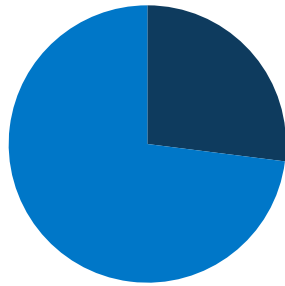
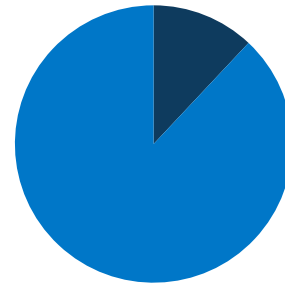


**8.2 million**  
total VA population



**27%** of VA population is low-income (<200% FPL)



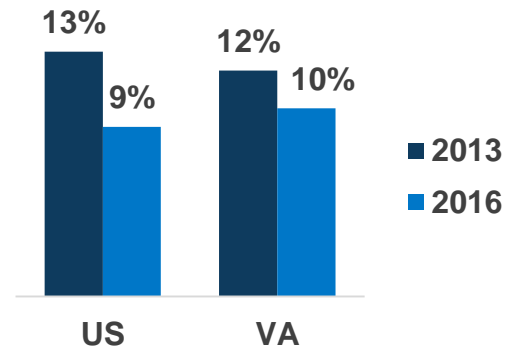
**12%** of VA population is covered by Medicaid/CHIP

## VA Expansion Status: *Adopted*

Estimated Adults to Gain Medicaid Eligibility:  
**400,000**



## Uninsured Rates



## In VA, Medicaid Covers:



**1 in 14 adults, ages 19-64**



**1 in 4 children**



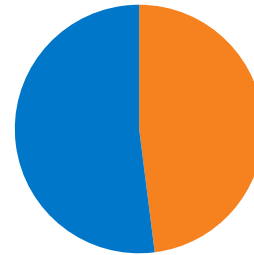
**3 in 5 nursing home residents**



**3 in 10 individuals with disabilities**

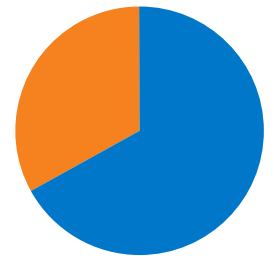


**1 in 8 Medicare beneficiaries**



**48%** of adult Medicaid enrollees are working in VA

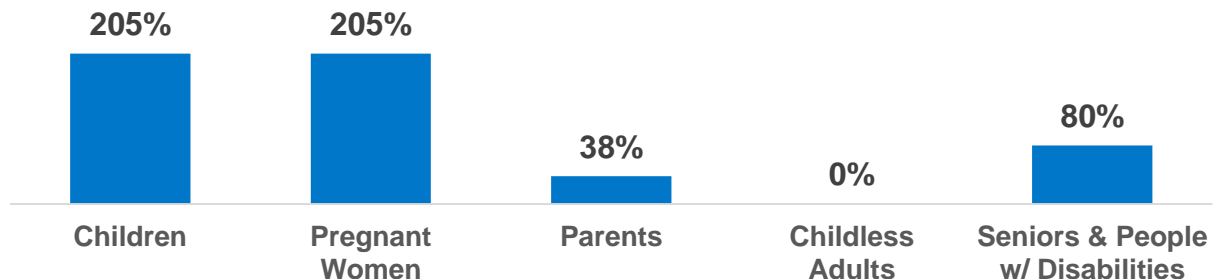
**33%** of children with special health care needs are covered by Medicaid in VA



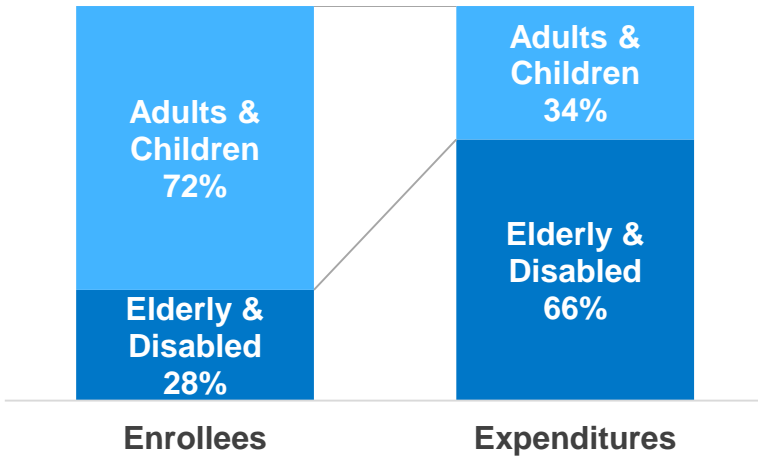
100% of FPL: \$20,780 for a family of three; \$12,140 for an individual

## VA Median Eligibility Levels

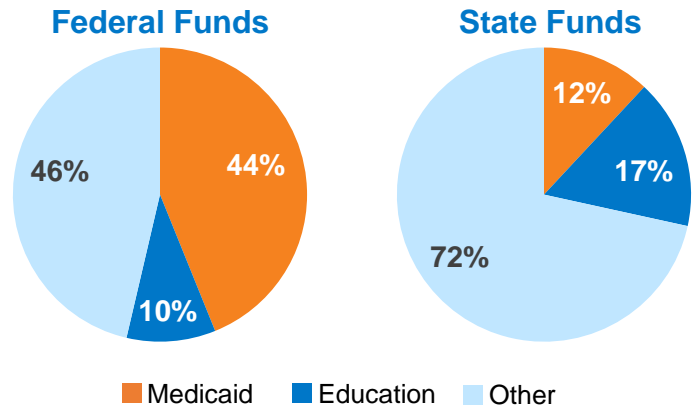
(as a % of FPL)



## VA Medicaid Enrollees & Expenditures



## Distribution of VA Spending by Fund & Category



## Nationally Medicaid Pays For:

\$\$\$\$\$\$\$

1 in 6 dollars in the health care system

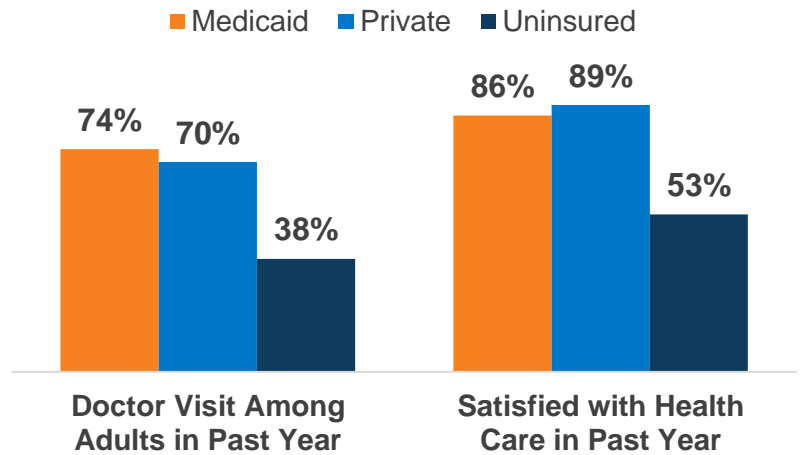
\$\$\$

>1 in 3 dollars to safety-net hospitals and health centers

\$\$

1 in 2 dollars on long-term care

## National Access & Satisfaction Measures



**Governor**  
(No 2018 Election)

Current:  
Ralph Northam (D)

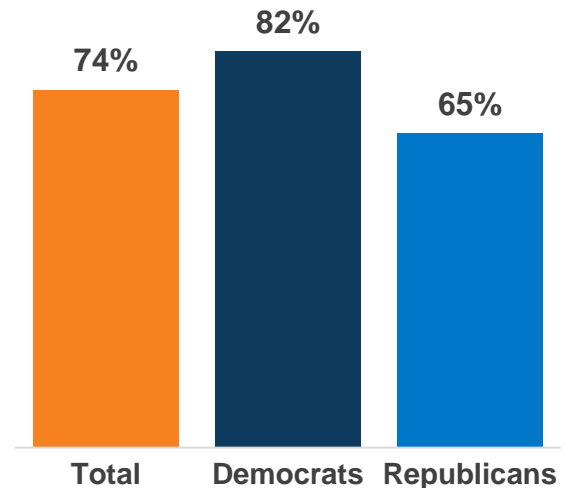
**US Senate**

Mark Warner (D) (2020)  
Timothy Kaine (D) (2018)

**US Congress**

# of Representatives: 11  
Party: 4-D, 7-R

## National Share of Those that Hold Favorable Views of Medicaid



## VA State Legislature Party Affiliation

