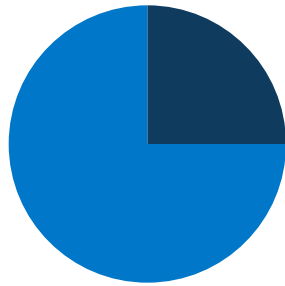
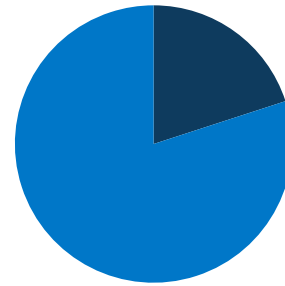


622,500
total VT population



25%
of VT
population is
low-income
(<200% FPL)



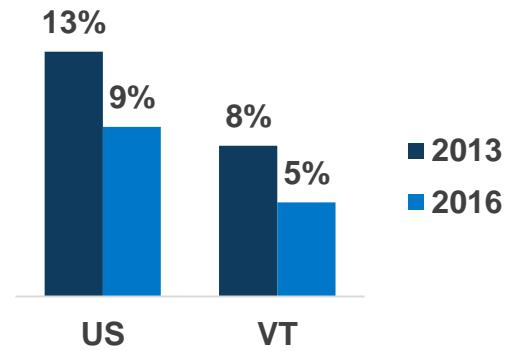
20%
of VT
population is
covered by
Medicaid/CHIP

**VT Expansion
Status:
Adopted**

**Adults in
Expansion Group:
66,000**



Uninsured Rates



In VT, Medicaid Covers:



1 in 6 adults,
ages 19-64



3 in 8 children



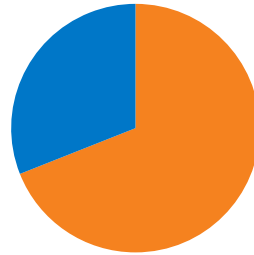
**5 in 8 nursing
home residents**



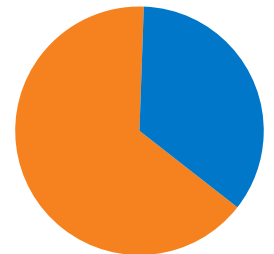
**5 in 9 individuals
with disabilities**



**1 in 5 Medicare
beneficiaries**



69%
of adult Medicaid enrollees
are working in VT

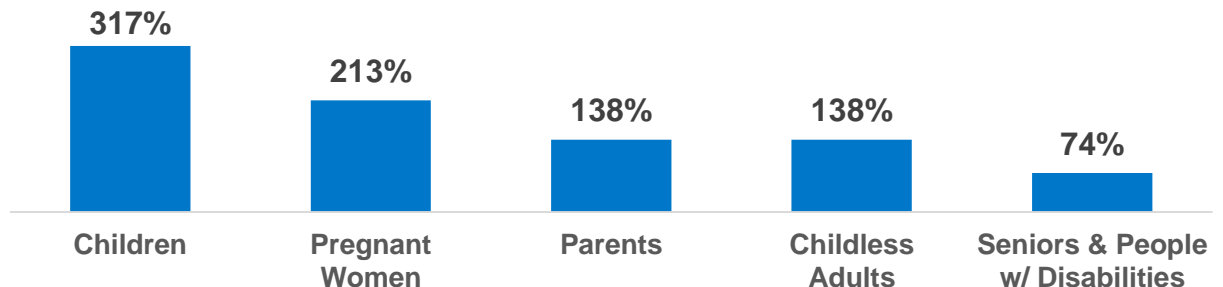


65%
of children with special
health care needs are
covered by Medicaid in VT

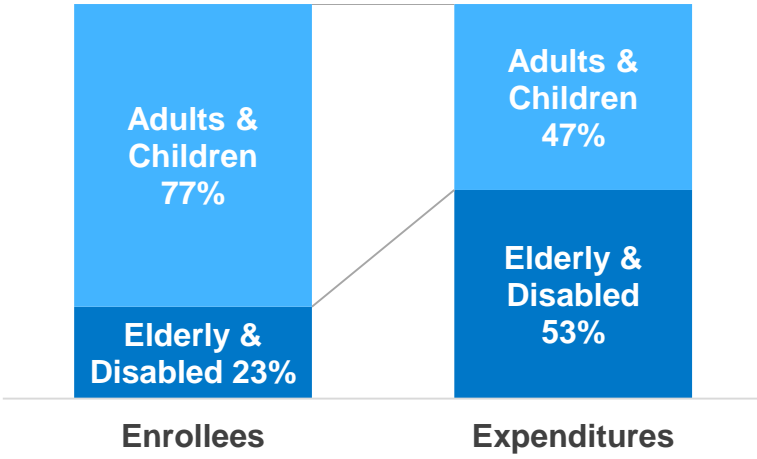
100% of FPL: \$20,780 for a family of three; \$12,140 for an individual

VT Median Eligibility Levels

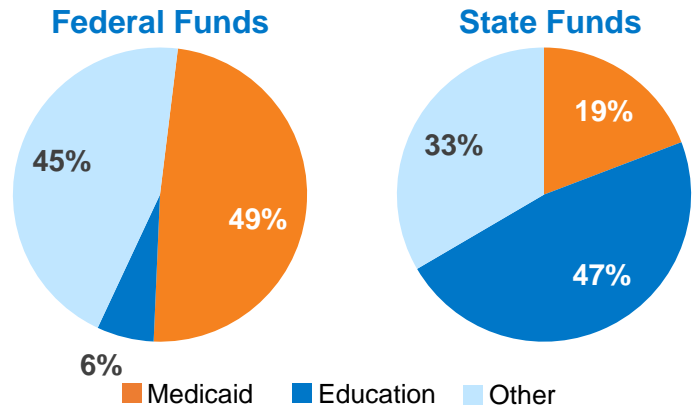
(as a % of FPL)



VT Medicaid Enrollees & Expenditures



Distribution of VT Spending by Fund & Category



Nationally Medicaid Pays For:

\$\$\$\$\$\$\$

1 in 6 dollars in the health care system

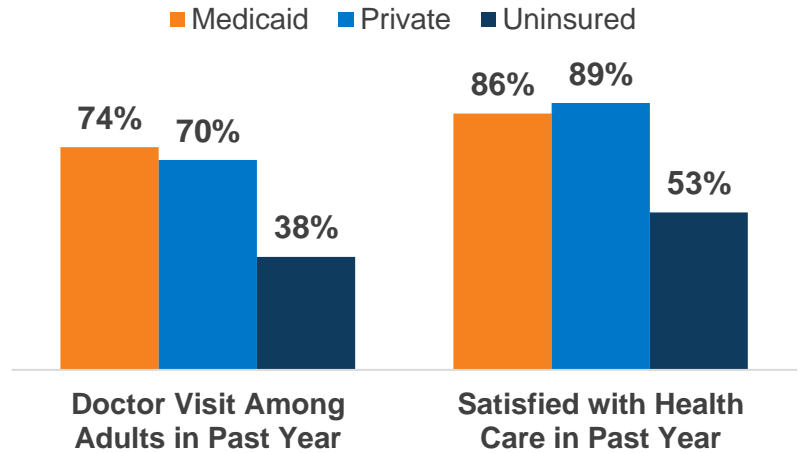
\$\$\$

>1 in 3 dollars to safety-net hospitals and health centers

\$\$

1 in 2 dollars on long-term care

National Access & Satisfaction Measures



Governor

Current:
Phil Scott (R)
Incumbent Running

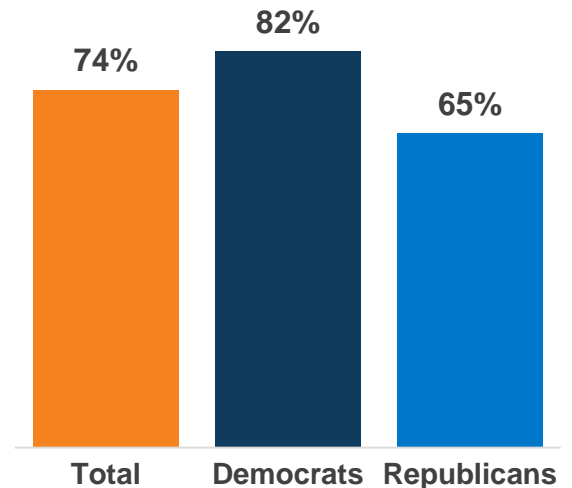
US Senate

Patrick Leahy (D) (2022)
Bernie Sanders (I) (2018)

US Congress

of Representatives: 1
Party: 1-D

National Share of Those that Hold Favorable Views of Medicaid



VT State Legislature Party Affiliation

