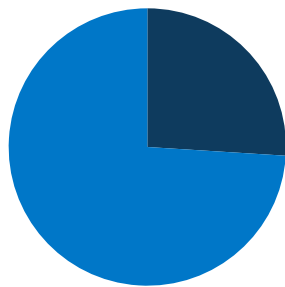
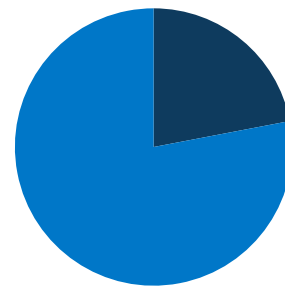


7.3 million
total WA population



26% of WA population is low-income (<200% FPL)



22% of WA population is covered by Medicaid/CHIP

WA Expansion

Status:

Adopted

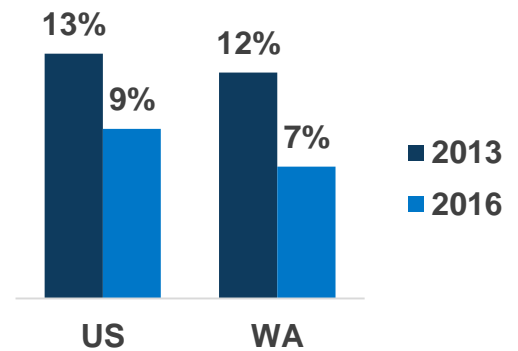
Adults in

Expansion Group:

601,000



Uninsured Rates



In WA, Medicaid Covers:



1 in 6 adults, ages 19-64



2 in 5 children



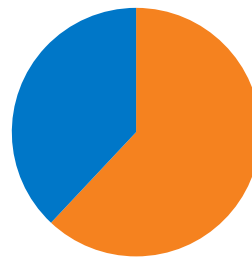
3 in 5 nursing home residents



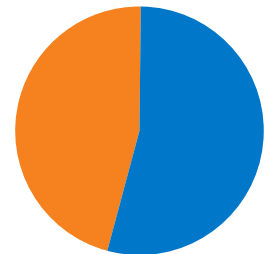
1 in 2 individuals with disabilities



1 in 7 Medicare beneficiaries



62% of adult Medicaid enrollees are working in WA

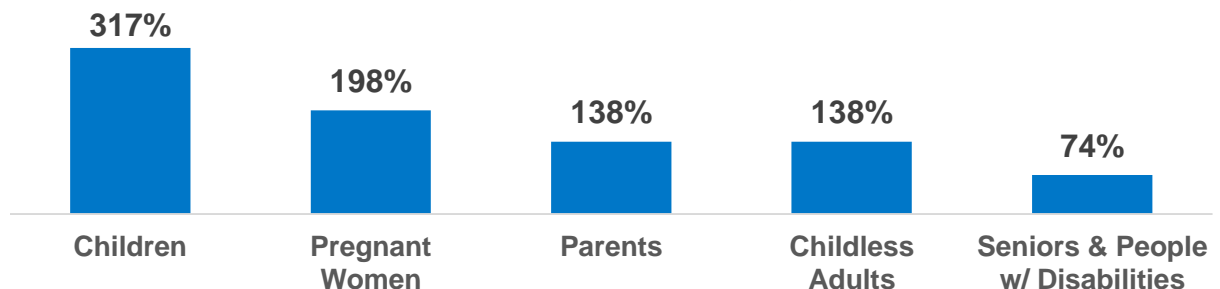


46% of children with special health care needs are covered by Medicaid in WA

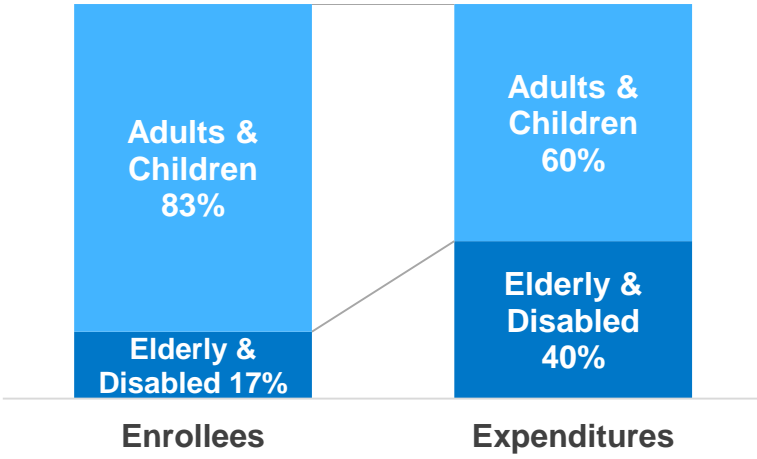
100% of FPL: \$20,780 for a family of three; \$12,140 for an individual

WA Median Eligibility Levels

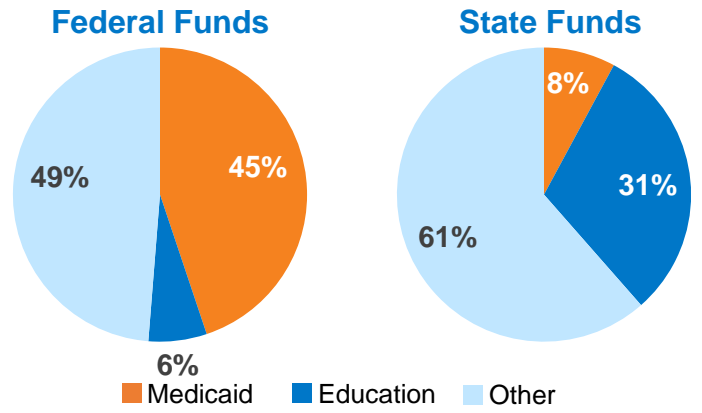
(as a % of FPL)



WA Medicaid Enrollees & Expenditures



Distribution of WA Spending by Fund & Category



Nationally Medicaid Pays For:

\$\$\$\$\$\$\$

1 in 6 dollars in the health care system

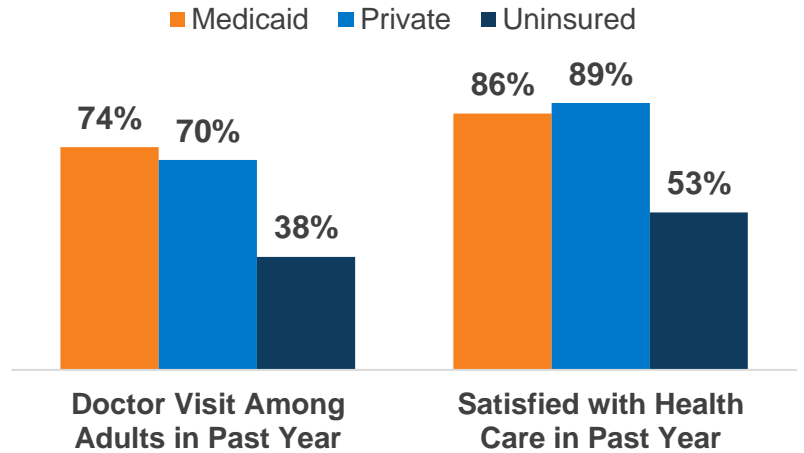
\$\$\$

>1 in 3 dollars to safety-net hospitals and health centers

\$\$

1 in 2 dollars on long-term care

National Access & Satisfaction Measures



Governor
(No 2018 Election)

Current:
Jay Inslee (D)

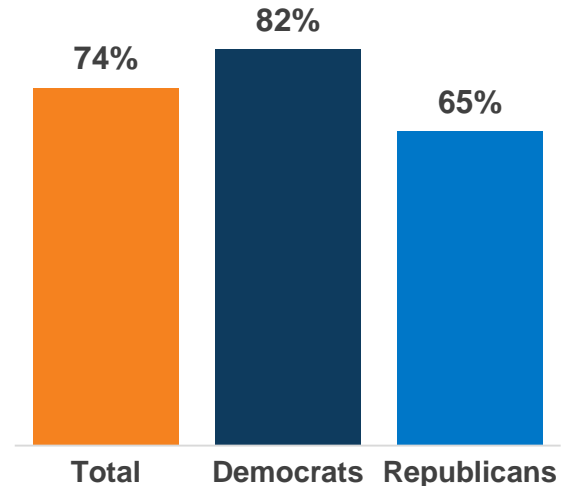
US Senate

Patty Murray (D) (2022)
Maria Cantwell (D) (2018)

US Congress

of Representatives: 10
Party: 6-D, 4-R

National Share of Those that Hold Favorable Views of Medicaid



WA State Legislature Party Affiliation

