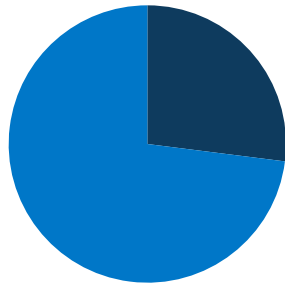
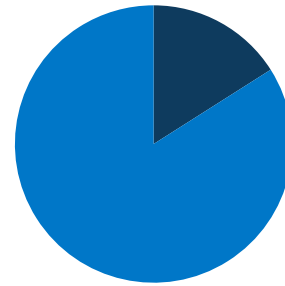


5.8 million
total WI population



27%
of WI population is low-income (<200% FPL)



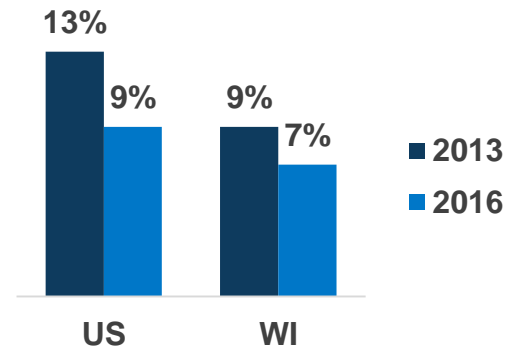
16%
of WI population is covered by Medicaid/CHIP

WI Expansion Status: *Not Adopted*

WI covers adults ≤100% FPL under a waiver, so no WI residents are in the coverage gap



Uninsured Rates



In WI, Medicaid Covers:

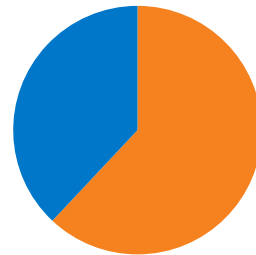
1 in 9 adults, ages 19-64

1 in 3 children

5 in 9 nursing home residents

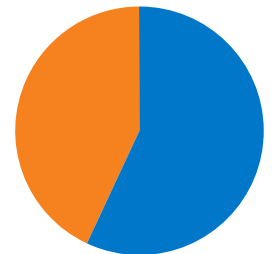
4 in 9 individuals with disabilities

1 in 7 Medicare beneficiaries



62%
of adult Medicaid enrollees are working in WI

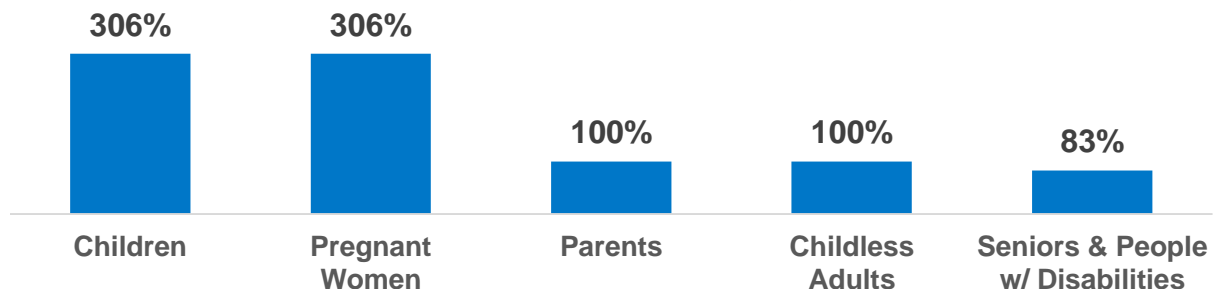
43%
of children with special health care needs are covered by Medicaid in WI



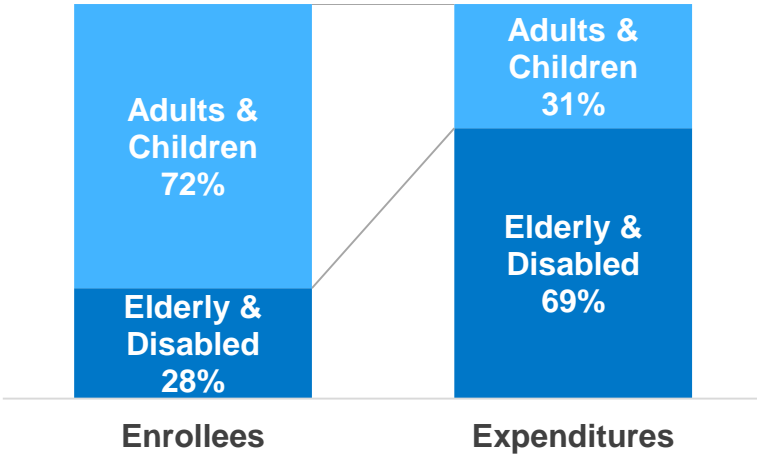
100% of FPL: \$20,780 for a family of three; \$12,140 for an individual

WI Median Eligibility Levels

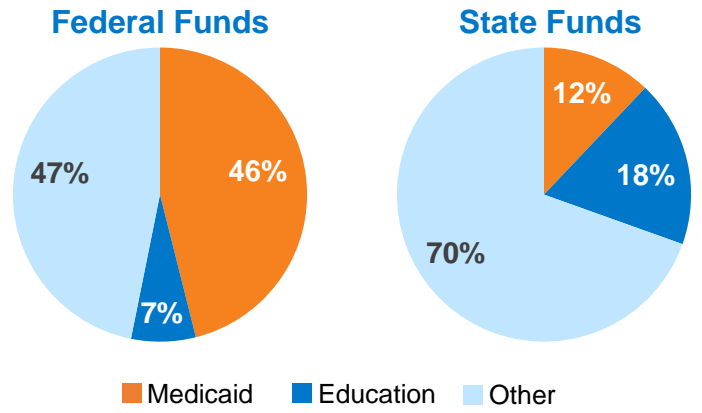
(as a % of FPL)



WI Medicaid Enrollees & Expenditures



Distribution of WI Spending by Fund & Category



Nationally Medicaid Pays For:

\$\$\$\$\$\$\$

1 in 6 dollars in the health care system

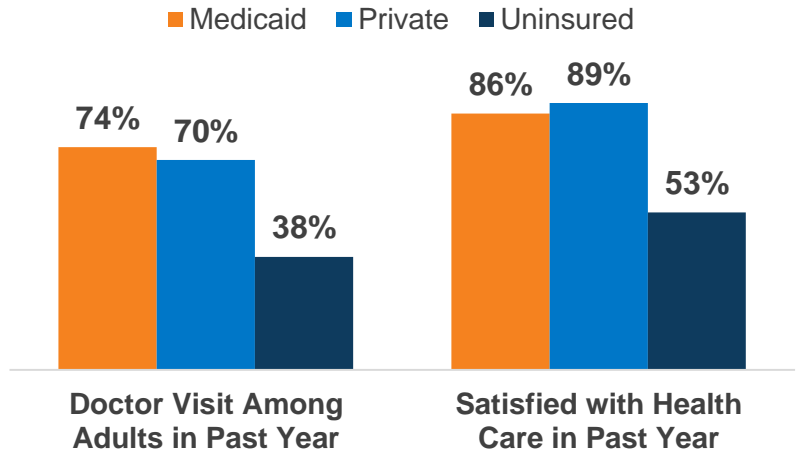
\$\$\$

>1 in 3 dollars to safety-net hospitals and health centers

\$\$

1 in 2 dollars on long-term care

National Access & Satisfaction Measures



Governor

Current:
Scott Walker (R)
Incumbent Running

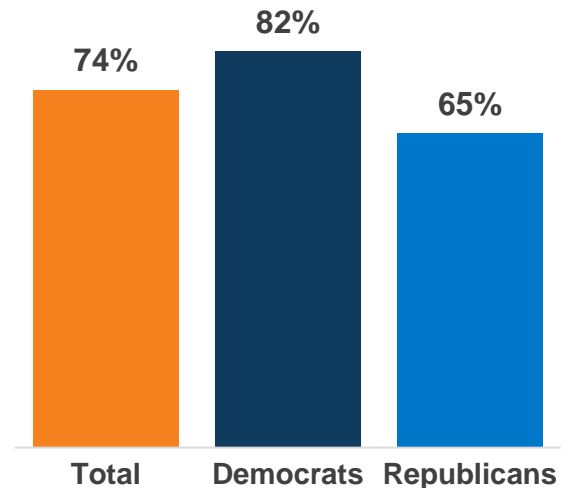
US Senate

Ron Johnson (R) (2022)
Tammy Baldwin (D) (2018)

US Congress

of Representatives: 8
Party: 3-D, 5-R

National Share of Those that Hold Favorable Views of Medicaid



WI State Legislature Party Affiliation

