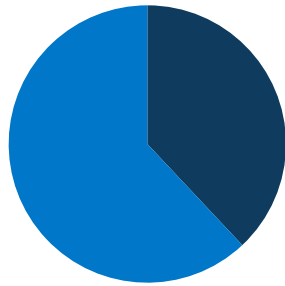
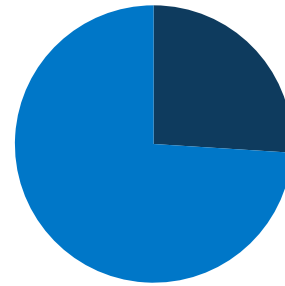


1.8 million
total WV population



38%
of WV population is low-income (<200% FPL)



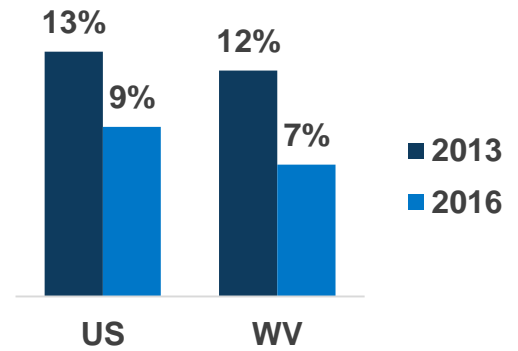
26%
of WV population is covered by Medicaid/CHIP

WV Expansion Status:
Adopted

Adults in Expansion Group:
181,000



Uninsured Rates



In WV, Medicaid Covers:

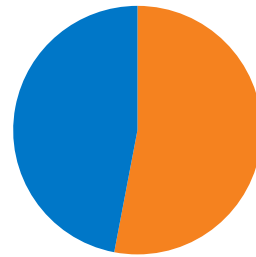
2 in 9 adults, ages 19-64

1 in 2 children

3 in 4 nursing home residents

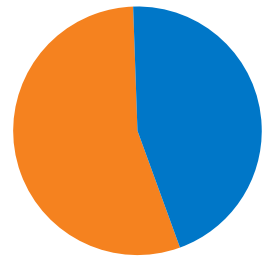
1 in 2 individuals with disabilities

1 in 5 Medicare beneficiaries



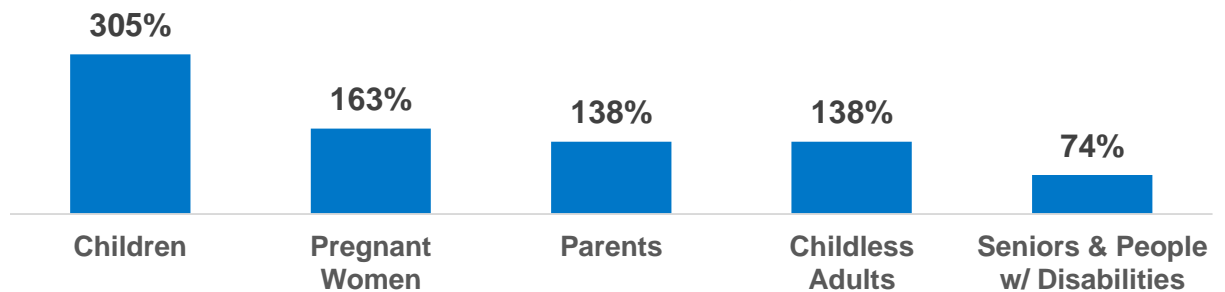
53%
of adult Medicaid enrollees are working in WV

55%
of children with special health care needs are covered by Medicaid in WV

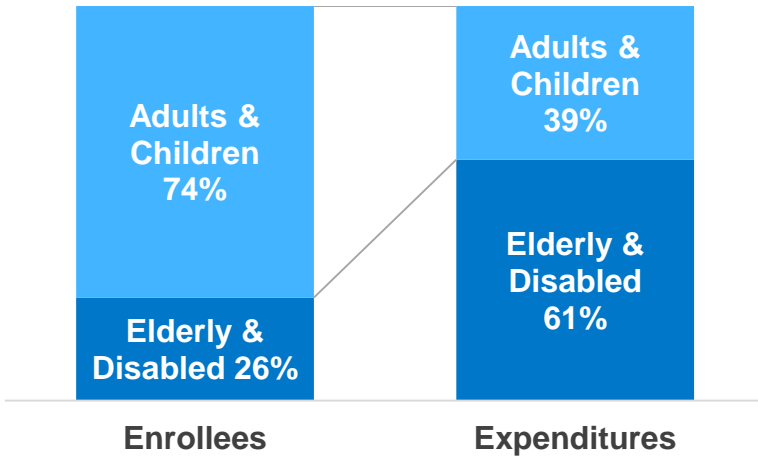


100% of FPL: \$20,780 for a family of three; \$12,140 for an individual

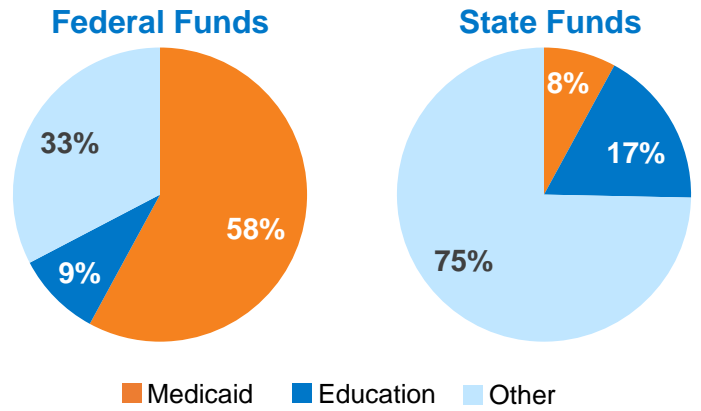
WV Median Eligibility Levels
(as a % of FPL)



WV Medicaid Enrollees & Expenditures



Distribution of WV Spending by Fund & Category



Nationally Medicaid Pays For:

\$\$\$\$\$\$\$

1 in 6 dollars in the health care system

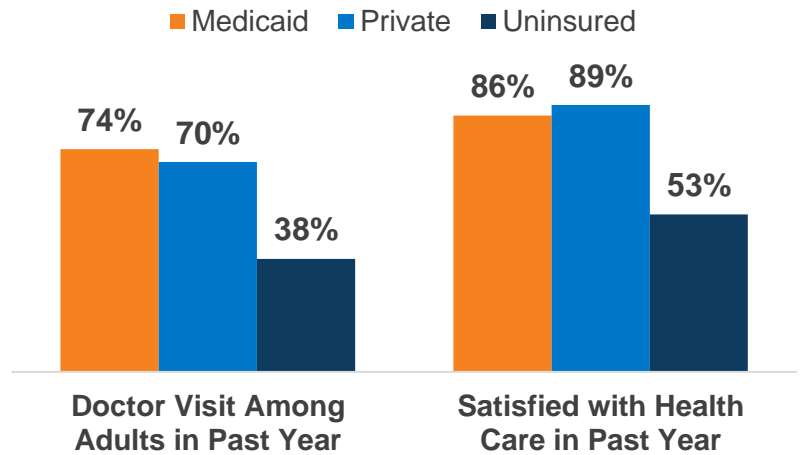
\$\$\$

>1 in 3 dollars to safety-net hospitals and health centers

\$\$

1 in 2 dollars on long-term care

National Access & Satisfaction Measures



Governor
(No 2018 Election)

Current:
Jim Justice (R)

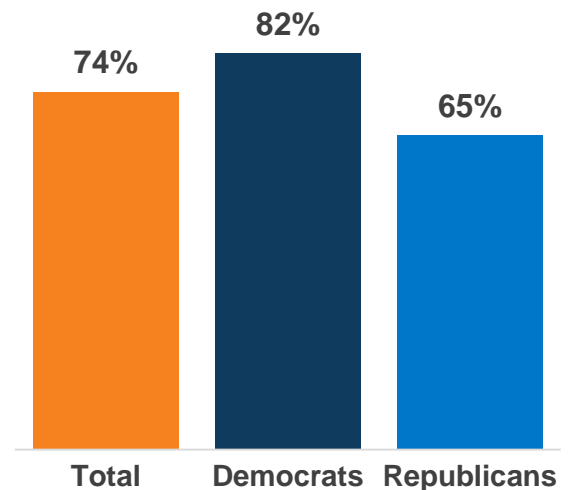
US Senate

Joe Manchin III (D) (2018)
Shelley Capito (R) (2020)

US Congress

of Representatives: 3
Party: 3-R

National Share of Those that Hold Favorable Views of Medicaid



WV State Legislature Party Affiliation

