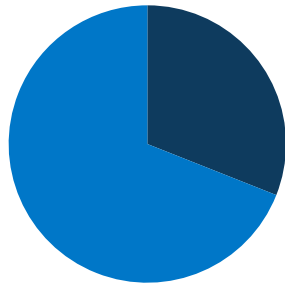
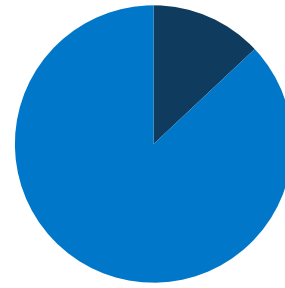


571,700
total WY population



31%
of WY
population is
low-income
(<200% FPL)



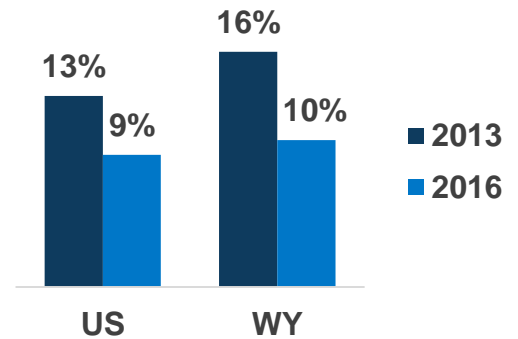
13%
of WY
population is
covered by
Medicaid/CHIP

**WY Expansion
Status:
Not Adopted**

**Adults in
Coverage Gap:
6,000**



Uninsured Rates



In WY, Medicaid Covers:

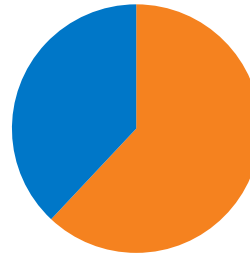
1 in 12 adults, ages 19-64

1 in 4 children

5 in 8 nursing home residents

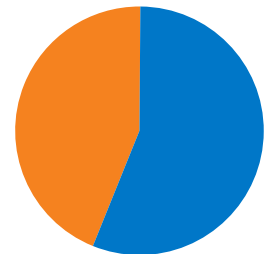
1 in 3 individuals with disabilities

1 in 9 Medicare beneficiaries



62%
of adult Medicaid enrollees are working in WY

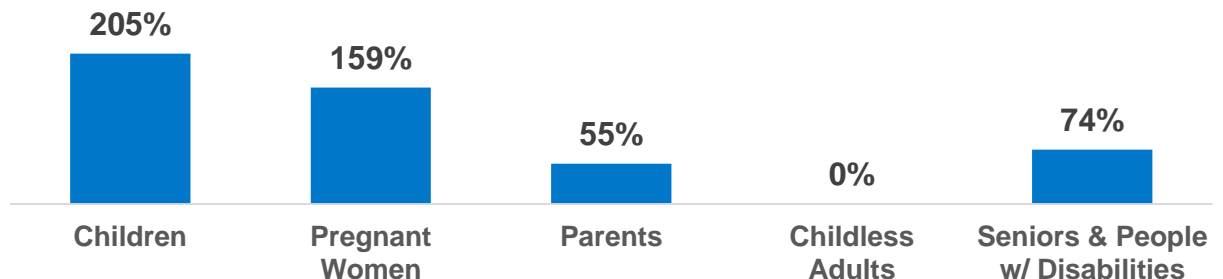
44%
of children with special health care needs are covered by Medicaid in WY



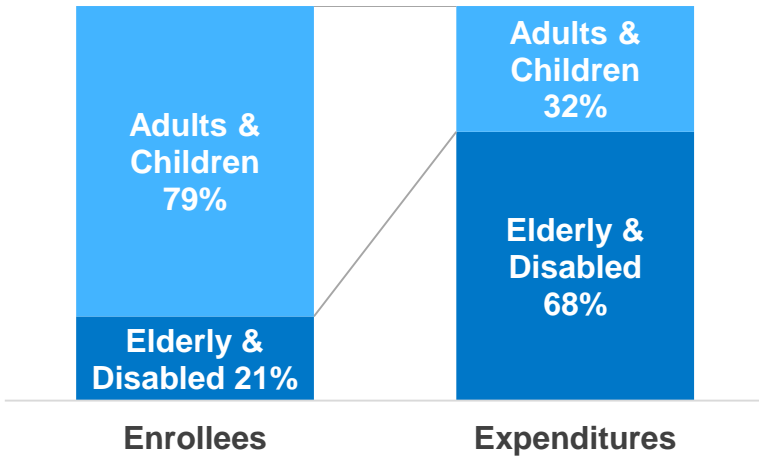
100% of FPL: \$20,780 for a family of three; \$12,140 for an individual

WY Median Eligibility Levels

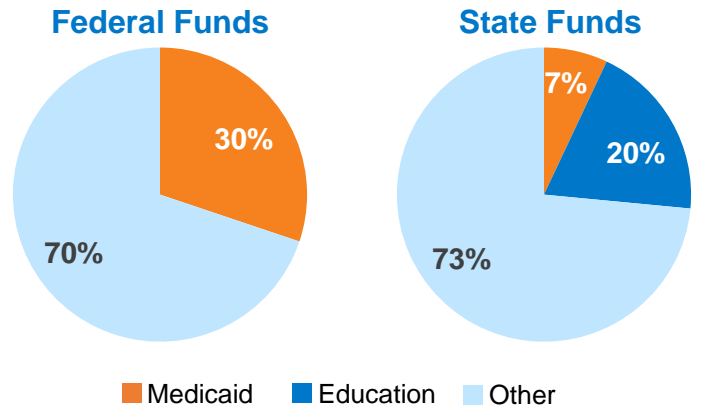
(as a % of FPL)



WY Medicaid Enrollees & Expenditures



Distribution of WY Spending by Fund & Category



Nationally Medicaid Pays For:

\$\$\$\$\$\$\$

1 in 6 dollars in the health care system

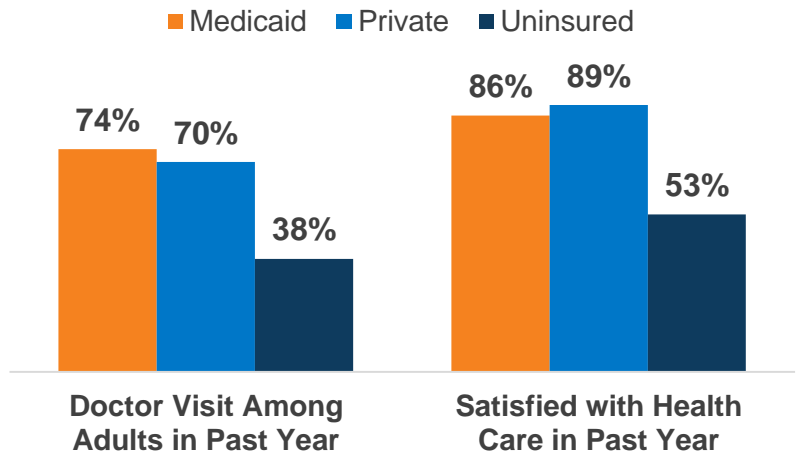
\$\$\$

>1 in 3 dollars to safety-net hospitals and health centers

\$\$

1 in 2 dollars on long-term care

National Access & Satisfaction Measures



Governor

Current:
Matthew Mead (R)
Open Race

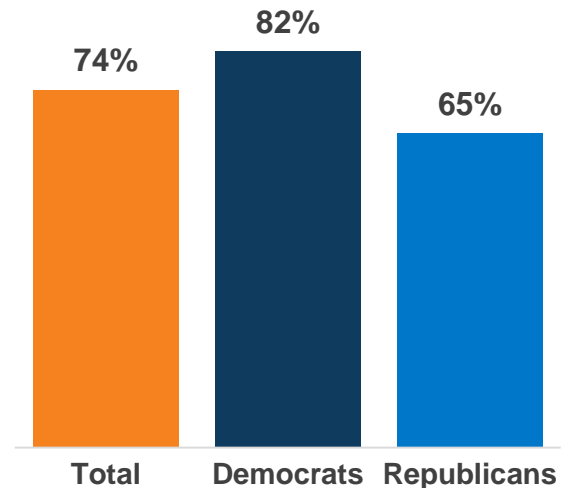
US Senate

Michael Enzi (R) (2020)
John Barrasso (R) (2018)

US Congress

of Representatives: 1
Party: 1-R

National Share of Those that Hold Favorable Views of Medicaid



WY State Legislature Party Affiliation

